

The Warn Chronicles...



All roads must come to an end. Which is precisely where this Warn journey starts.

As you flip through this guide, you'll notice it's no ordinary Warn catalog. This year we've frozen memorable moments in off-roading and placed them throughout the catalog. These images express the essence of Warn's "Go Prepared" attitude. You think up the places to go, the ways to get stuck, the crevices to creep through. Warn products will help you get through them. From the soupiest mud

(Foster Flats, Oregon) to the ultimate sand box (Mongolia), Warn products have been there. They've done the job. And as this catalog is about to show you, they're better than ever.

Whether you're a hard-core enthusiast who seeks the world's most difficult off-road challenges, or someone who merely has an occasional urge to launch a boat in the local lake, this catalog will speak to you. Follow us now, as we go east, go west, go up north, go down under...but always go prepared.

DEMPSTER HWY, NORTHWEST TERRITORY, CANADA. JUNE, 6, 5:15PM—

There is a difference between four-wheeling in the middle of nowhere, and four-wheeling in the middle of nowhere. When there's no help around the corner, Warn moves from accessory to necessity.

A journey past road's end.

WINCHES

i Series, Self-Recovery Winches: integrated solenoid	3
Self-Recovery Winches: non integrated solenoid	4-7
Multi-Mount Winches	9
Specialty Application / Trailer Winches	11
Winch Specifications	13-19

MOUNTING SYSTEMS AND BUMPERS

Winch Mounting Systems	21-31
Winch Mounting Systems Application Chart	32-39
Light Bar Mounting System, including applications	40
Jeep Bumpers, including applications	41

WINCHING ACCESSORIES

Accessory Kits	43
Rigging, Hooks, Gloves, Remote Controls	44-45
Winch Covers	46
Electrical	47

4WD HUBS AND AXLES

Premium and Standard Hubs	49
Hub Application Chart, Hub Actuator	50-54
Heavy Duty Front Axles	55
Full Float Rear Axles	55
Front Hub Conversion Kits	55
Axle Products Application Charts	56-58

FLARES

Thinline Flares	60
4X Flares	61
4X and Thinline Flare Application Charts	62-63
Trail Flares, including applications	65

STEPS AND BOARDS

4X Steps	66
4X Boards	67
Steps and Boards Applications Charts	68-69

LIGHTS

SDB Series Off-Road Lights	70-71
SDB Series Specifications, accessories	72-73
4X Series Off-Road Lights	74-75
4X Series specifications, accessories	77

ATV

ATV Winches, specifications	79
ATV Mounting Kits, applications	80
ATV Multi-Mount Winch, Mounting Kit	81
ATV Plow and Plow Actuator, including applications	82
ATV Accessories	83

APPLICATION LISTINGS BY VEHICLE PLATFORM

Mounting Systems, Hubs, Axles, Flares, Steps & Boards	84
---	----

WINCHES

MOUNTING SYSTEMS
AND BUMPERS

WINCH ACCESSORIES

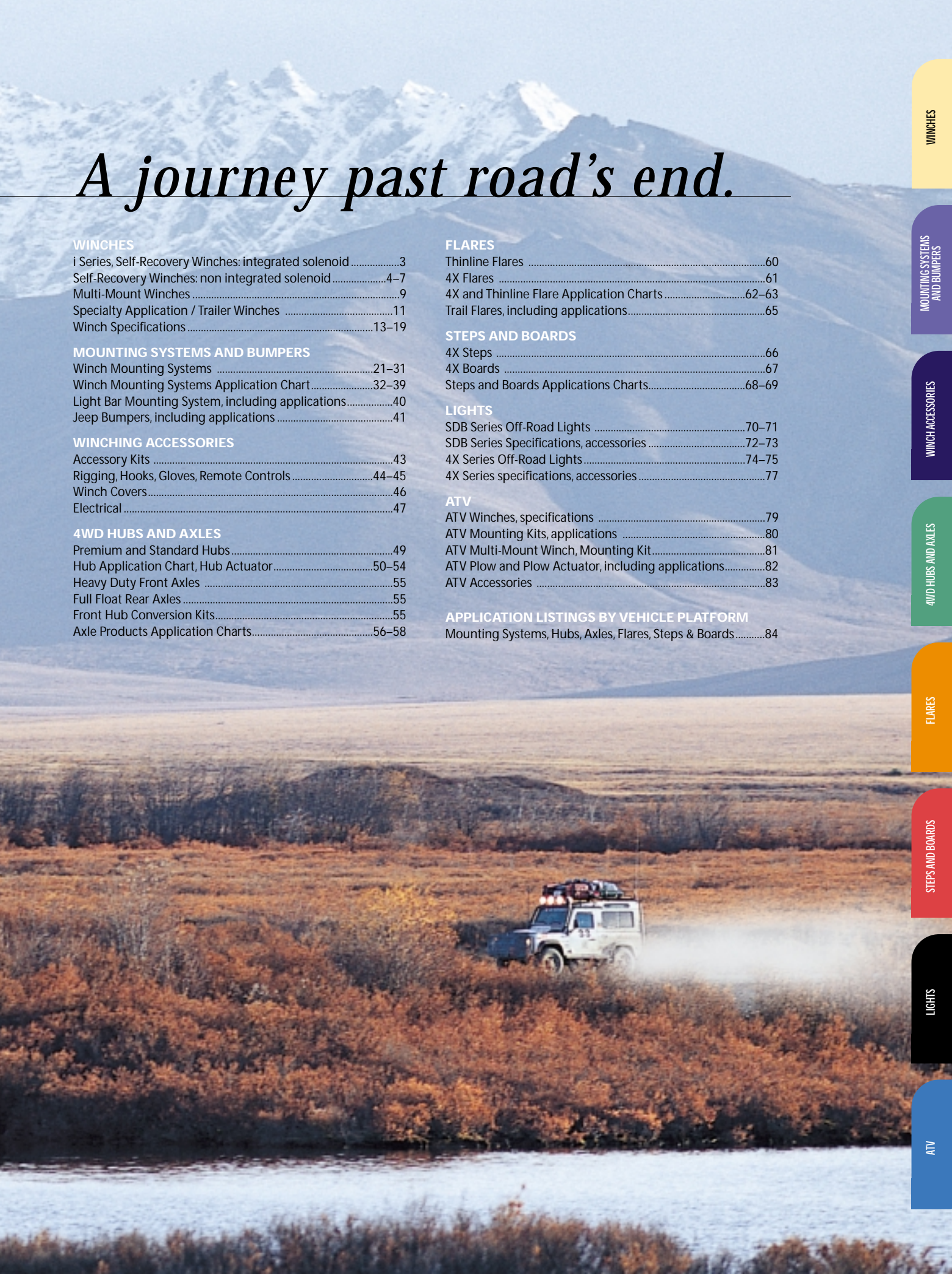
4WD HUBS AND AXLES

FLARES

STEPS AND BOARDS

LIGHTS

ATV



NORTHERN CROATIA, MARCH 12, 12:01PM—

The point of no return. Where going back is impossible. And going forward seems that way. Unless you know how to rig better than your competitors.



Warn Winches

As the photos you see on these pages testify, there's hardly a strip of land on this planet that can't be accessed by vehicles that go prepared. Swamps. Boulder fields. Volcanoes. You name it, Warn winches have helped off-roaders escape it.

If there is a cutting edge in off-road recovery products, Warn continuously finds itself there. It's a reputation we've worked hard to cultivate. And one which is upheld

again this year. With a stunning array of ultra-dependable, high quality, high speed winches.

Quite simply, when a better winch is to be built, Warn will build it. Period. We make it a point to listen to what people are saying in the field, and address their needs in our products. It pretty much boils down to fast line speed on take up and retrieval. And reliability. After all, who wants to be the last one to head for home without a Warn Winch?

HS9500i Self-Recovery Winch

The High Speed 9500i is a hit after its first year. This special planetary gear train design achieves the perfect balance of speed and efficiency. You get fast retrieval across the full work range. Optimum torque. A brute of a winch.

47550 (12V DC), 475502 (12V DC, CE)



XD9000i Self-Recovery Winch

You'll probably see more XD9000i winches on trail rigs than any other winch. No load line speed of 38-feet per minute and three-stage planetary gearing are just a few reasons why. It's also a terrific fit in a hidden mounting system.

PN 27550 (12V DC)
275502 (12V DC, CE)
274022 (24V DC, CE)

X8000i Self-Recovery Winch

Little brother of the XD9000i, with many of the same features. With its 4.8 hp Series Wound™ motor and our proven three-stage planetary gearing, it delivers a no-load line retrieval speed of 42 feet per minute. The full-load pull rate is over 8 ft. per minute. Plus its integrated control pack and direct drive cone braking system are reliable and quiet.

PN 28401 (12V DC), 284012 (12V DC, CE)

INTEGRATED CONTROL PACK
The Warn i series features an all metal housing, which protects the winch's electrical components the way a roll cage protects you.

REMOTE CONTROL
Allows operation from a safe distance.

CLUTCH LEVER
Simple operation. Select engaged or free spool.



M12000 Self-Recovery Winch

For heavy-duty winching needs, this winch is a champion work-horse. Big torque, power and quick no-load retrieval speed is 30 feet per minute. Its design is low profile, so it'll fit where you want. And it's powered by the 4.6 hp Series Wound™ motor and our proven three-stage planetary gear train. With 125 ft. of 3/8" wire rope, the M12000 can solve most any pulling problem.

PN 17801 (12V DC),

PN 178012 (12V DC, CE), PN 265072 (24V DC, CE)



HS9500 Self-Recovery Winch

The same performance characteristics as the HS9500i in a low profile. The 4.6-hp series wound electric motor takes up the wire rope at a no load speed of 62 feet per minute to get you back on the trail fast.

PN 48500 (12V DC), 485002 (12V DC, CE)



XD9000 Self-Recovery Winch

A long-time best seller, the XD9000's compact body and separate control pack lets it work effectively in very tight spaces. It uses the 4.6 hp Series Wound™ motor and three-stage planetary gearing offered on most of our winches, so torque and line speed are outstanding. A quiet, double-durable winch, pure and simple.

PN 28500 (12V DC),

285002 (12V DC, CE), 265012 (24V DC, CE)

DIRECT DRIVE CONE BRAKE
Reduced noise and automatic rated load holding capability.

3-STAGE PLANETARY GEAR TRAIN
Proven to be the most reliable, efficient and durable design under the worst conditions in the world.

CLUTCH LEVER
Simple operation. Select engaged or free spool.

MADE IN THE U.S.A.
Quality construction and engineering. A strong, durable and reliable product.





CLAY PIT #573, SALT SPRINGS, FLORIDA, JUNE 4, 1:12 PM—

The precise moment when every driver changes his or her quote from
“No sweat, we’ll make it” to “hand me that winch remote, will ya?”

FOSTER RESERVOIR MUD FLATS, OREGON, JANUARY 17, 10:10 AM—
Going prepared is the difference between a rig that feels like home,
and one that gets you home.



CLUTCH T-HANDLE
Simple operation. Select engaged or free spool.

AUTOMATIC DISK TYPE BRAKE
Delivers smooth, reliable operation with superior heat rejection.

LONG LINE CAPACITY
Includes 150 feet of wire rope

UNIQUE UPRIGHT DESIGN
Spur-gear drive train and upright design are totally rugged.

REMOTE CONTROL
Allows operation from a safe distance

M8274-50 Self-Recovery Winch

Loved by off-roaders who compete for prizes, it's our fastest winch. No load retrieval speed for the M8274-50 is 73.4-feet per minute, and that's not all. At 150 ft. of 5/16" cable, it also has a very long line capacity. Its unique spur-gear drive train and upright design are totally rugged. Its braking system delivers smooth operation with superior heat rejection. Roller fairlead, remote control on 12-ft. lead, free spool clutch and battery cables are included.

- PN 38631 (12V DC),
- 386312 (12V DC, CE), 375832 (24V DC, CE)



M8000 Self-Recovery Winch

Compact. Tough. An outstanding value. Available with a roller or hawse fairlead. Pulls a fast 8 ft. per minute at rated load.

- PN 20910 (12V DC),
- 265022 (12V DC, CE), 265032 (24V DC, CE)



M6000 Self-Recovery Winch

This is our medium-to-light-duty winch. But it's no weakling. Designed to be compact, its 4.8 hp Series Wound™ motor can still pull 6,000 lbs., making it ideal for smaller vehicles with big ideas.

- PN 45880 (12V DC), 465052 (24V DC, CE),
- 37960 (12V DC, CE Short Drum)



WARNING: To prevent serious injury: Do not use winches as hoists. Do not use winches to move people. Keep hands clear of wire rope and fairlead opening during operation and when spooling.



RAIN FOREST, MALAY PENINSULA. NOVEMBER 4, 4:42 PM—

Defining moment for the sport of four-wheeling. Where teamwork is men and their machines against nature. And victory is measured by staying ahead of the leeches.



PORTABLE WINCHES



*Shown at left:
XD9000i Multi-Mount Kit.
PN 37441*

XD9000i Multi-Mount Winch

All the power and reliability of the XD9000i in a portable package. Plugs into any standard Class III receiver hitch and gives you the ability to move a winch from the front or back of your rig. The Multi-Mount comes complete with winch, carrier, power leads, remote, fairlead and 6' quick disconnect.

PN 37441 XD9000i Multi-Mount Kit. Includes winch, remote, carrier, power leads for front of vehicle, hawse fairlead and 6' quick disconnect. Front receiver and rear power cables sold separately. (See page 29 for more details. See mounting systems chart for front receiver applications).

X8000i Multi-Mount Winch

All the features of the 9000 lbs Multi-Mount in a slightly smaller package. Perfect for compact trucks or SUVs. Bring the Multi-Mount along for security when travelling off-road and leave it at home when driving around town. The perfect companion for any rig used for off-road, hunting, fishing or skiing.

PN 31875 X8000i Multi-Mount Kit. Includes winch, remote, carrier, power leads for front of vehicle, hawse fairlead and 6' quick disconnect. Front receiver and rear power cables sold separately. (See page 29 for more details. See mounting systems chart for front receiver applications).



M6000 SDP Short Drum Portable Winch

A short-drum portable winch for small sport utility vehicles, the 4.8 hp M6000 SDP provides plenty of pulling power, can be mounted single-handedly, and stores in a snap. Line retrieval speeds have increased – up 27% at no-load, 233% at full pull. This compact winch comes complete with handle/ mounting system for a Class III 2" receiver, hawse fairlead, remote control with 3.7m lead, free spool clutch and battery cable.

PN 39116 Includes winch with built in carrier, remote, power leads for front of vehicle, hawse fairlead and 6' quick disconnect. Front receiver and rear power cables sold separately. (See page 29 for more details. See mounting systems chart for front receiver applications).

TIERRA DEL FUEGO, ARGENTINA. SEPT. 9, 11:05 AM—

The captain of this ship's probably glad he had a Warn winch on board. When charting a course where no man has gone before, make sure you have a way back.



Specialty Application Winches

Front mounted self-recovery winches are only one facet of the vast capabilities Warn winches can provide. With a growing number of drivers wanting to maintain a vehicle's factory appearance, but still wanting the added security a winch provides, Warn's product development team devised several ingenious solutions known as specialty application winches.



U2500 Specialty Application Winch

Requests for a light-duty utility winch that could be mounted almost anywhere resulted in the development of the U2500. A versatile mounting plate allows for mounting on a wide variety of surfaces, from farm equipment, to lawn tractors. It can tackle an endless list of hauling and pulling chores. The same 3-stage planetary gear design means a lifetime of dependable pulling power, and it comes complete with mounting plate, combination fairlead and battery cables.

PN 22000 (12V DC w/clutch),
PN 21321 (12V DC w/out clutch),
PN 239772 (12V DC, CE w/brake),
PN 239782 (24V DC, CE w/brake)



Z3500 Trailer Winch

The Z3500 is a prime example of the versatile nature of Warn winches. After all, why stop at just self-recovery when a Warn winch can help simplify hundreds of other tasks. The Z3500 trailer winch makes loading and unloading trailers a breeze. With a 3500 lbs. capacity, it can do in minutes what manpower will never do. It's ideal for careful, controlled loading of race cars, show vehicles, farm equipment, ATVs, lawnmowers, and more. The package includes 60' of 7/32" galvanized aircraft wire rope, clutch, hawse or roller fairlead, extra long battery leads and remote control.


PN 29255 (12V DC), **29260** (12V DC)



T2500 Trailer Winch

The T2500 is a smaller version of the Z3500 trailer winch designed for applications under 2500 lbs. It includes a combination mounting plate/fairlead, 50' of 3/16", galvanized aircraft cable with hook, 12' remote control, solenoid pack and mounting bracket and heavy-duty 120" battery leads.

PN 26361 (12V DC)



P2500 Specialty Application Winch

The P2500 utilizes high test anchor chain to affix to practically any stable object, like a vehicle frame, tree trunk, boulder or pole. This portable, lightweight 2500 lbs winch features a free-spooling clutch, 50' of 3/16" diameter cable and a rugged carrying case.

PN 30490



Pull Pak Specialty Application Winch

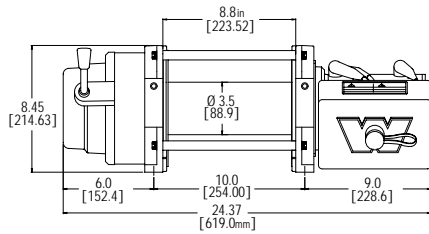
The Pull Pak is a prime example of the innovative thinking for which Warn is famous. It combines a 3500 lbs. winch and all the required electrical components into a compact Armor Guard plastic alloy case you store inside the vehicle. When you need to use it, simply insert the sleeve into any 2" Class III receiver hitch, hook the Quick Connect Power lead to your battery, and winch away. It's a must for ski trips, camping, exploring or anywhere you run the risk of getting stuck. **PN 30500**



**ARMOUR GUARD™
CASE**
Tough ABS co-laminate case secures and protects winch while in storage.



**POWER INTERRUPT
SWITCH**
The Pull Pak includes a dash mounted power switch which adds extra safety during winch operation.



M12000

Part Number17801 (12V DC), 178012 (12V DC, CE), 265072 (24V DC, CE)
 Rated line pull12000 lbs. (5440 kgs.) single-line
 Motor12V 4.6 hp, Series Wound™
24V 2.5 hp, Series Wound™
 Remote ControlRemote switch, 12' (3.7m) lead
 Geartrain3-Stage Planetary
 Gear ratio261:1
 LubricationAeroshell #17
 Clutch (freespooling)Rotating Ring Gear
 BrakeAutomatic Direct Drive Cone
 Drum diameter/Length3.5"/8.2" (9cm/21cm)
 Weight136 lbs. (62 kgs.)
 Wire rope125', 3/8" diameter (38m, 9.5mm diameter)
 Replacement wire ropePN 15712, PN 38423 (CE)
 FairleadRoller
 Recommended Battery650 CCA minimum for winching
 Battery leads2 gauge, 72" (1.83m)
 FinishArgent Powder Coat
 Nuts/boltsPN 39572
 CE winches includeCE labels, Manuals, Power Interrupt Kit,
 Safety Hook and Thimble.

12V DC PERFORMANCE SPECS:

Line Pull Lbs. (Kgs.)	Line Speed Ft./min. (M/min.)	Motor Current	Pull by layer: layer/Lbs (Kgs.)
0	30 (9.14)	67 amps	1/12000 (5443)
2000 (910)	14 (4.27)	140 amps	2/11120 (5044)
4000 (1810)	8.62 (2.63)	210 amps	3/10340 (4690)
6000 (2720)	6.92 (2.11)	250 amps	4/9770 (4432)
8000 (3630)	5.80 (1.77)	320 amps	5/9250 (4196)
10000 (4540)	4.39 (1.34)	370 amps	
12000 (5440)	3.86 (1.18)	440 amps	

Above performance specs are based on first layer of drum

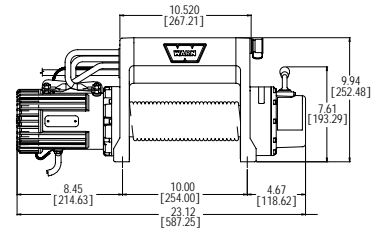
24V DC PERFORMANCE SPECS:

Line Pull Lbs. (Kgs.)	Line Speed Ft./min. (M/min.)	Motor Current	Pull by layer: layer/Lbs (Kgs.)
0	31.4 (9.57)	24 amps	1/12000 (5443)
2000 (910)	11.7 (3.57)	105 amps	2/11120 (5044)
4000 (1810)	9.5 (2.90)	129 amps	3/10340 (4690)
6000 (2720)	8.5 (2.59)	152 amps	4/9770 (4432)
8000 (3630)	7.5 (2.29)	175 amps	5/9250 (4196)
10000 (4540)	6.5 (1.98)	198 amps	
12000 (5440)	6.0 (1.83)	221 amps	

Above performance specs are based on first layer of drum

Winch Dimensions25" L. x 8.5" D. x 11" H.
 (556mm L. x 215mm D. x 279mm H.)

Mounting Bolt Pattern10.0" x 4.5" (254mm x 114.3mm)



HS9500i

Part Number47550 (12V DC), 475502 (12V DC, CE)
 Rated line pull9500 lbs. (4310 kgs.) single-line
 Motor4.6 hp, Series Wound™
 Remote ControlRemote switch, 12' (3.7m) lead
 Gear train3-Stage Planetary
 Gear ratio156:1
 LubricationAeroshell #17
 Clutch (freespooling)Sliding Ring Gear
 BrakeAutomatic Direct Drive Cone
 Drum diameter/Length2.5"/9.0" (6.4cm/23cm)
 Weight86 lbs. (39 kgs.)
 Wire rope125', 5/16" diameter (38m, 8mm diameter)
 Replacement wire ropePN 25987
 FairleadRoller
 Recommended Battery650 CCA minimum for winching
 Battery leads2 gauge, 72" (1.83m)
 FinishArgent Powder Coat
 Nuts/boltsPN 39625
 CE winches includeCE labels, Manuals, Power Interrupt Kit,
 Safety Hook and Thimble.

12V DC PERFORMANCE SPECS:

Line Pull Lbs. (Kgs.)	Line Speed Ft./min. (M/min.)	Motor Current	PULL BY LAYER: layer/Lbs (Kgs.)
0	62 (18.9)	47 amps	9500 (1/4313)
2000 (910)	16.3 (4.97)	160 amps	8650 (2/3927)
4000 (1810)	11.8 (3.60)	230 amps	7920 (3/3595)
6000 (2720)	9.31 (2.84)	305 amps	7400 (4/3359)
8000 (3630)	7.59 (2.31)	370 amps	6940 (5/3150)
9500 (4310)	6.67 (2.03)	425 amps	

Above performance specs are based on first layer of drum

Winch Dimensions23.12" L. x 6.3" D. x 9.94" H.
 (587.25mm L. x 160mm D. x 252.48mm H.)

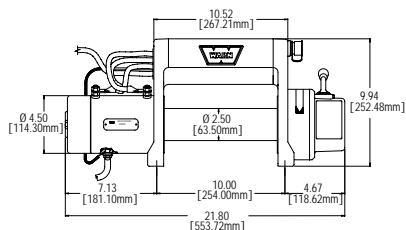
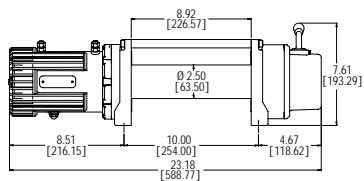
Mounting Bolt Pattern10.0" x 4.5" (254mm x 114.3mm)

HOW TO CHOOSE A WINCH:

Take the gross weight of the vehicle* and multiply by 1.5 – this is the minimum size winch for the vehicle.

* Note: Gross weight of vehicle is located on the driver's door, on the inside panel.





HS9500

- Part Number**48500** (12V DC), **485002** (12V DC, CE)
- Rated line pull9500 lbs. (4310 kgs.) single-line
- Motor4.6 hp, Series Wound™
- Remote ControlRemote switch, 12' (3.7m) lead
- Gear train3-Stage Planetary
- Gear ratio156:1
- LubricationAeroshell #17
- Clutch (freespooling)Sliding Ring Gear
- BrakeAutomatic Direct Drive Cone
- Drum diameter/Length2.5"/9.0" (6.4cm/23cm)
- Weight80 lbs. (36.3 kgs.)
- Wire rope100', 5/16" diameter (30m, 8mm diameter)
- Replacement wire ropePN 27110
- FairleadRoller
- Recommended Battery650 CCA minimum for winching
- Battery leads2 gauge, 72" (1.83m)
- FinishArgent Powder Coat
- Nuts/boltsPN 39625
- CE winches includeCE labels, Manuals, Power Interrupt Kit, Safety Hook and Thimble.

12V DC PERFORMANCE SPECS:

Line Pull Lbs. (Kgs.)	Line Speed Ft./min. (M/min.)	Motor Current	Pull by layer: layer/Lbs (Kgs.)
0	62 (18.9)	47 amps	1/9500 (4313)
2000 (910)	16.3 (4.97)	160 amps	2/38650 (927)
4000 (1810)	11.8 (3.60)	230 amps	3/7920 (3595)
6000 (2720)	9.31 (2.84)	305 amps	4/7400 (3359)
8000 (3630)	7.59 (2.31)	370 amps	5/6940 (3150)
9500 (4310)	6.67 (2.03)	425 amps	

Above performance specs are based on first layer of drum

Winch Dimensions23.2" L. x 6.3" D. x 7.6" H.
(588.7mm L. x 160mm D. x 193.3mm H.)

Mounting Bolt Pattern10.0" x 4.5" (254mm x 114.3mm)

XD9000i

- Part Number**27550** (12V DC), **275502** (12V DC, CE), **274022** (24V DC, CE)
- Rated line pull9000 lbs. (4080 kgs.) single-line
- Motor12V 4.6 hp, Series Wound™
-24V 2.5 hp, Series Wound™
- Remote ControlRemote switch, 12' (3.7m) lead
- Geartrain3-Stage Planetary
- Gear ratio156:1
- LubricationAeroshell #17
- Clutch (freespooling)Sliding Ring Gear
- BrakeAutomatic Direct Drive Cone
- Drum diameter/Length2.5"/9.0" (6.4cm/23cm)
- Weight85 lbs. (38.5 kgs.)
- Wire rope125', 5/16" diameter (38m, 8mm diameter)
- Replacement wire ropePN 25987, PN 38312 (CE)
- FairleadRoller
- Recommended Battery650 CCA minimum for winching
- Battery leads2 gauge, 72" (1.83m)
- FinishArgent Powder Coat
- Nuts/boltsPN 39625
- CE winches includeCE labels, Manuals, Power Interrupt Kit, Safety Hook and Thimble.

12V DC PERFORMANCE SPECS:

Line Pull Lbs. (Kgs.)	Line Speed Ft./min. (M/min.)	Motor Current	Pull by layer: layer/Lbs (Kgs.)
0	38 (11.6)	70 amps	1/9000 (4082)
2000 (910)	14.4 (4.39)	180 amps	2/8190 (3715)
4000 (1810)	11 (3.35)	255 amps	3/7500 (3402)
6000 (2720)	8.67 (2.64)	330 amps	4/7010 (3180)
8000 (3630)	6.88 (2.10)	415 amps	5/6570 (2980)
9000 (4080)	6.38 (1.94)	460 amps	

Above performance specs are based on first layer of drum

24V DC PERFORMANCE SPECS:

Line Pull (Lbs.) Kgs.	Line Speed (Ft./min.) M/min.	Motor Current	Pull by layer: layer/(Lbs) Kgs.
0	27.2 (8.29)	44 amps	1/9000 (4082)
2000 (910)	21 (6.40)	96 amps	2/ 8190 (3715)
4000 (1810)	17 (5.18)	149 amps	3/7500 (3402)
6000 (2720)	16 (4.88)	180 amps	4/7010 (3180)
8000 (3630)	9 (2.74)	230 amps	5/6570 (2980)
9000 (4080)	5.2 (1.58)	270 amps	

Above performance specs are based on first layer of drum

Winch Dimensions21.8" L. x 6.3" D. x 9.94" H.
(553mm L. x 160mm D. x 252mm H.)

Mounting Bolt Pattern10.0" x 4.5" (254mm x 114.3mm)

WARNING:

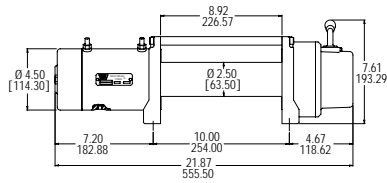
To prevent serious injury:

- Do not use winches as hoists.
- Do not use winches to move people.
- Keep hands clear of wire rope and fairlead opening during operation and when spooling.
- Not intended for commercial use.

NOTE:

- Fairlead is not mounted to winch.
- Do not submerge winch.





XD9000

- Part Number** 28500 (12V DC), 285002 (12V DC, CE), 265012 (24V DC, CE)
- Rated line pull** 9000 lbs. (4080 kgs.) single-line
- Motor** 12V 4.6 hp, Series Wound™
..... 24V 2.5 hp, Series Wound™
- Remote Control** Remote switch, 12' (3.7m) lead
- Gear train** 3-Stage Planetary
- Gear ratio** 156:1
- Lubrication** Aeroshell #17
- Clutch (freespooling)** Sliding Ring Gear
- Brake** Automatic Direct Drive Cone
- Drum diameter/Length** 2.5"/9.0" (6.4cm/23cm)
- Weight** 78 lbs. (35 kgs.)
- Wire rope** 100', 5/16" diameter (30m, 8mm diameter)
- Replacement wire rope** PN 27110, PN38314 (CE)
- Fairlead** Roller
- Recommended Battery** 650 CCA minimum for winching
- Battery leads** 2 gauge, 72" (1.83m)
- Finish** Argent Powder Coat
- Nuts/bolts** PN 39625
- CE winches include** CE labels, Manuals, Power Interrupt Kit, Safety Hook and Thimble.

12V DC PERFORMANCE SPECS:

Line Pull Lbs. (Kgs.)	Line Speed Ft./min. (M/min.)	Motor Current	Pull by layer: layer/Lbs (Kgs.)
0	38 (11.6)	70 amps	1/9000 (4082)
2000 (910)	14.4 (4.39)	180 amps	2/8190 (3715)
4000 (1810)	11 (3.35)	255 amps	3/7500 (3402)
6000 (2720)	8.67 (2.64)	330 amps	4/7010 (3180)
8000 (3630)	6.88 (2.10)	415 amps	
9000 (4080)	6.38 (1.94)	460 amps	

Above performance specs are based on first layer of drum

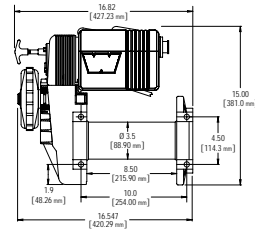
24V DC PERFORMANCE SPECS:

Line Pull Lbs. (Kgs.)	Line Speed Ft./min. (M/min.)	Motor Current	Pull by layer: layer/Lbs (Kgs.)
0	27.2 (8.29)	44 amps	1/9000 (4082)
2000 (910)	21 (6.40)	96 amps	2/8190 (3715)
4000 (1810)	17 (5.18)	149 amps	3/7500 (3402)
6000 (2720)	16 (4.88)	180 amps	4/7010 (3180)
8000 (3630)	9 (2.74)	230 amps	5/6570 (2980)
9000 (4080)	5.2 (1.58)	270 amps	

Above performance specs are based on first layer of drum

Winch Dimensions 21.8" L. x 6.3" D. x 7.6" H.
(555mm L. x 160mm D. x 193mm H.)

Mounting Bolt Pattern 10.0" x 4.5" (254mm x 114.3mm)



M8274-50

- Part Number** 38631 (12V DC), 386312 (12V DC, CE), 375832 (24V DC, CE)
- Rated line pull** 8000 lbs. (3630 kgs.) single-line
- Motor** 12V 4.6 hp/3.43kw, Series Wound™
..... 24V 2.5 hp/3.43kw, Series Wound™
- Remote Control** Remote switch, 12' (3.7m) lead
- Geartrain** Spur Gear
- Gear ratio** 134:1
- Lubrication** 6 oz. SAE 30 (non-detergent)
- Clutch (freespooling)** Sliding Motor Pinion Gear
- Brake** Automatic, disc type
- Drum diameter/Length** 3.5"/8.5" (9cm/22cm)
- Weight** 110 lbs. (50 kgs.)
- Wire rope** 150', 5/16" diameter (46m, 8mm diameter)
- Replacement wire rope** PN 26749, PN 38311 (CE)
- Fairlead** Roller
- Recommended Battery** 650 CCA for winching
- Battery leads** 2 gauge, 72" (1.83m)
- Finish** Argent Powder Coat with Clear Coat
- Nuts/bolts** Nut: PN 7616, L/W: PN 2146, Bolt: PN 7165
- CE winches include** CE labels, Manuals, Power Interrupt Kit, Safety Hook and Thimble.

12V DC PERFORMANCE SPECS:

Line Pull Lbs. (Kgs.)	Line Speed Ft./min. (M/min.)	Motor Current	Pull by layer: layer/Lbs (Kgs.)
0	73.4 (22.4)	55 amps	1/8000 (3629)
2000 (910)	22 (6.71)	190 amps	2/7460 (3384)
4000 (1810)	12 (3.66)	275 amps	3/6980 (3166)
6000 (2720)	9.50 (2.90)	350 amps	4/6620 (3003)
8000 (3630)	6.10 (1.86)	450 amps	5/6290 (2853)

Above performance specs are based on first layer of drum

24V DC PERFORMANCE SPECS:

Line Pull Lbs. (Kgs.)	Line Speed Ft./min. (M/min.)	Motor Current	Pull by layer: layer/Lbs (Kgs.)
0	65 (19.8)	24 amps	1/8000 (3629)
2000(910)	23 (7.01)	96 amps	2/7460 (3386)
4000(1810)	17 (5.18)	149 amps	3/6980 (3168)
6000(2720)	13 (3.96)	203 amps	4/6620 (3005)
8000(3630)	7.9 (2.41)	273 amps	5/6290 (2855)

Above performance specs are based on first layer of drum

Dimensions 16.3" L. x 8.5" D. x 15" H.
(420mm L. x 220mm D. x 381mm H.)

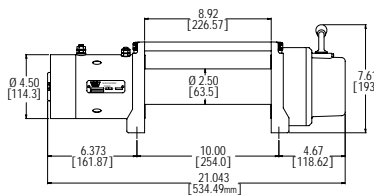
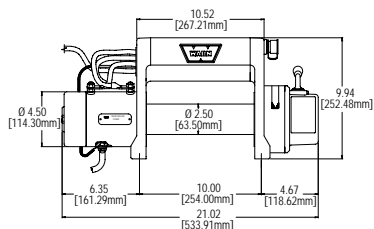
Mounting Bolt Pattern 10.0" x 4.5" (254mm x 114.3mm)

HOW TO CHOOSE A WINCH:

Take the gross weight of the vehicle* and multiply by 1.5 – this is the minimum size winch for the vehicle.

* Note: Gross weight of vehicle is located on the driver's door, on the inside panel.





X8000i

- Part Number**28401 (12V DC), 284012 (12V DC, CE)
- Rated line pull**8000 lbs. (3630 kgs.) single-line
- Motor**4.8 hp, Series Wound™
- Remote Control**Remote switch, 12' (3.7m) lead
- Gear train**3-Stage Planetary
- Gear ratio**216:1
- Lubrication**Aeroshell #17
- Clutch (freespooling)**Sliding Ring Gear
- Brake**Automatic Direct Drive Cone
- Drum diameter/Length**2.5"/9.0" (6.4cm/23cm)
- Weight**74 lbs. (34 kgs.)
- Wire rope**100', 5/16" diameter (30m, 8mm diameter)
- Replacement wire rope**PN 27110 (38314 CE)
- Fairlead**Roller
- Recommended Battery**650 CCA minimum for winching
- Battery leads**2 gauge, 72" (1.83m)
- Finish**Argent Powder Coat
- Nuts/bolts**PN 39625
- CE winches include**CE labels, Manuals, Power Interrupt Kit, Safety Hook and Thimble.

12V DC PERFORMANCE SPECS:

Line Pull Lbs. (Kgs.)	Line Speed Ft./min. (M/min.)	Motor Current	Pull by layer: layer/Lbs (Kgs.)
0	42 (12.8)	80 amps	1/8000 (3629)
2000 (910)	16 (4.88)	200 amps	2/7280 (3302)
4000 (1810)	11.9 (3.63)	285 amps	3/6670 (3026)
6000 (2720)	9.79 (2.98)	350 amps	4/6230 (2826)
8000 (3630)	8.01 (2.44)	435 amps	

Above performance specs are based on first layer of drum

Winch Dimensions21.02" L. x 6.3" D. x 9.94" H.
(534mm L. x 160mm D. x 252mm H.)

Mounting Bolt Pattern10.0" x 4.5" (254mm x 114.3mm)

M8000

- Part Number**20910 (12V DC), 26502 (12V DC), 265022 (12V DC, CE), 265032 (24V DC, CE)
- Rated line pull**8000 lbs. (3630 kgs.) single-line
- Motor**12V 4.8 hp, Series Wound™
- Remote Control**24V 2.1 hp, Series Wound™
- Remote Control**Remote switch, 12' (3.7m) lead
- Geartrain**3-Stage Planetary
- Gear ratio**216:1
- Lubrication**Aeroshell #17
- Clutch (freespooling)**Sliding Ring Gear
- Brake**Automatic Direct Drive Cone
- Drum diameter/Length**2.5"/9.0" (6.4cm/23cm)
- Weight**74 lbs. (34 kgs.)
- Wire rope for PN20910**80', 5/16" diam. (24m, 8mm diameter)
- Wire rope for PN26502, 26503, 265022, 265032** ..100', 5/16" diam. (30m, 8mm diameter)
- Replacement wire rope for PN 20910**15276
- Replacement wire rope for PN 26502, 26503**27110
- Replacement wire rope for PN 265022, 265032**38314 (CE)
- Fairlead for PN 20910**Hawse
- Fairlead for PN26502, 26503, 265022, 265032**Roller
- Recommended Battery**650 CCA minimum for winching
- Battery leads**2 gauge, 72" (1.83m)
- Finish**Argent Powder Coat
- Nuts/bolts**PN 39625
- CE winches include**CE labels, Manuals, Power Interrupt Kit, Safety Hook and Thimble.

12V DC PERFORMANCE SPECS:

Line Pull Lbs. (Kgs.)	Line Speed Ft./min. (M/min.)	Motor Current	Pull by layer: layer/Lbs (Kgs.)
0	42 (12.8)	80 amps	1/8000 (3629)
2000 (910)	16 (4.88)	200 amps	2/7280 (3302)
4000 (1810)	11.9 (3.63)	285 amps	3/6670 (3026)
6000 (2720)	9.79 (2.98)	350 amps	4/6230 (2826)
8000 (3630)	8.01 (2.44)	435 amps	

Above performance specs are based on first layer of drum

24V DC PERFORMANCE SPECS:

Line Pull Lbs. (Kgs.)	Line Speed Ft./min. (M/min.)	Motor Current	Pull by layer: layer/Lbs (Kgs.)
0	52.2 (15.9)	24 amps	1/8000 (3629)
2000 (910)	46 (14)	97 amps	2/7460 (3384)
4000 (1810)	31 (9.45)	150 amps	3/6980 (3166)
6000 (2720)	17 (5.18)	202 amps	4/6620 (3003)
8000 (3630)	3.0 (.91)	254 amps	

Above performance specs are based on first layer of drum

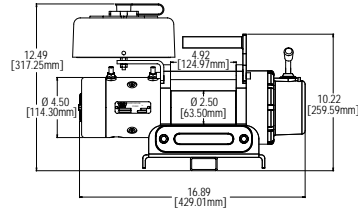
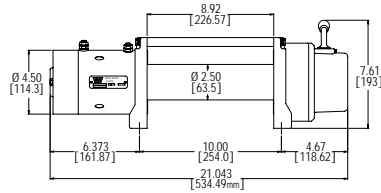
Winch Dimensions21.04" L. x 6.3" D. x 7.6" H.
(534mm L. x 160mm D. x 193mm H.)

Mounting Bolt Pattern10.0" x 4.5" (254mm x 114.3mm)

- WARNING:**
- To prevent serious injury:
 - Do not use winches as hoists.
 - Do not use winches to move people.
 - Keep hands clear of wire rope and fairlead opening during operation and when spooling.
 - Not intended for commercial use.

- NOTE:**
- Fairlead is not mounted to winch.
 - Do not submerge winch.





M 6 0 0 0

Part Number**45880** (12V DC), **465052** (24V DC, CE),
37960 (12V, DC, CE Short Drum)
Rated line pull6000 lbs. (2720 kgs) single-line
Motor12V 4.8hp, Series Wound™
.....24V 1.7hp, Series Wound™
Remote Control.....Remote switch, 12' (3.7m.) lead
Gear train.....3-Stage Planetary
Gear ratio.....156:1
Lubrication.....Aeroshell #17
Clutch (freespooling).....Sliding Ring Gear
Brake.....Automatic Direct Drive Cone
Drum diameter/Length.....2.5"/9.0" (6.4cm/23cm)
Weight.....74 lbs. (34 kgs.)
Wire rope for PN 45880, 465052..80', 5/16" diameter (24m, 8mm diameter)
Wire rope for PN 37960.....50', 5/16" diameter (15m, 8mm diameter)
Replacement wire rope for PN 45880.....PN 15276
Replacement wire rope for PN 465052.....PN 38310
Replacement wire rope for PN 37960.....PN 38309
Fairlead for PN 45880, 26505.....Roller
Fairlead for PN 37960.....Hawse
Recommended Battery.....650 CCA minimum for winching
Battery leads.....2 gauge, 72" (1.83m)
Finish.....Argent Powder Coat
Nuts/bolts.....PN 39625

12 V DC PERFORMANCE SPECS:

Line Pull Lbs. (Kgs.)	Line Speed Ft./min. (M/min.)	Motor Current	Pull by layer: layer/Lbs (Kgs.)
0	48.5 (14.8)	85 amps	1/6000 (2722)
2000 (910)	23.7 (7.22)	175 amps	2/5460 (2477)
4000 (1810)	12.9 (3.93)	360 amps	3/5000 (2268)
6000 (2720)	10.0 (3.05)	465 amps	4/4670 (2118)

Above performance specs are based on first layer of drum

24 V DC PERFORMANCE SPECS:

Line Pull Lbs. (Kgs.)	Line Speed Ft./min. (M/min.)	Motor Current	Pull by layer: layer/Lbs (Kgs.)
0	41.2 (12.6)	52 amps	1/6000 (2722)
2000 (910)	12 (3.66)	127 amps	2/5460 (2477)
4000 (1810)	8.92 (2.72)	201 amps	3/5000 (2268)
6000 (2720)	5.83 (1.78)	275 amps	4/4670 (2118)

Above performance specs are based on first layer of drum

Winch Dimensions.....21.04" L. x 6.3" D. x 7.61" H
(534mm L. x 160mm D. x 193mm H.)

Mounting Bolt Pattern.....10.0" x 4.5" (254mm x 114.3mm)

M 6 0 0 0 SDP

PN**39116** 12V DC
Rated line pull6000 lbs. (2722 kgs) single-line
Motor4.8 hp, Series Wound™
Remote Control.....Remote switch, 12' (3.7m) lead
Gear train.....3-Stage Planetary
Gear ratio.....156:1
Lubrication.....Aeroshell #17
Clutch (freespooling).....Sliding Ring Gear
Brake.....Automatic Direct Drive Cone
Drum diameter/Length.....2.5"/5.0" (26.4cm/13cm)
Weight.....66 lbs. (30 kgs.)
Wire rope.....50', 5/16" diameter (15m, 8mm diameter)
Replacement wire rope.....61346
Fairlead.....Hawse
Recommended Battery.....650 CCA minimum for winching
Battery leads.....2 gauge, 72" (1.83m) w/quick disconnects
Finish.....Argent Powder Coat
Nuts/bolts.....PN 39625
Warranty.....Limited Lifetime

12 V DC PERFORMANCE SPECS:

Line Pull Lbs. (Kgs.)	Line Speed Ft./min. (M/min.)	Motor Current	Pull by layer: layer/Lbs (Kgs.)
0	48.5 (14.78)	85 amps	1/2722 (6000)
2000 (907)	23.7 (7.22)	175 amps	2/2477 (5460)
4000 (1814)	12.9 (3.93)	360 amps	3/2268 (5000)
6000 (2722)	10.0 (3.05)	465 amps	4/2118 (4670)

Above performance specs are based on first layer of drum

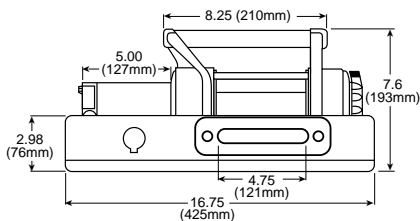
Winch Dimensions16.89" L. x 6.3" D. x 12.49" H.
(429mm L. x 160mm D. x 317mm H.)

HOW TO CHOOSE A WINCH:

Take the gross weight of the vehicle* and multiply by 1.5 – this is the minimum size winch for the vehicle.

* Note: Gross weight of vehicle is located on the driver's door, on the inside panel.





PULL PAK

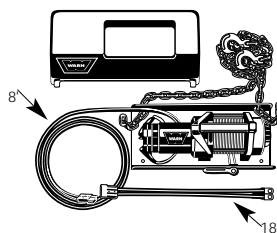
- PN **30500** 12V DC, Hawse fairlead
- Rated line pull 3500 lbs. (1600 kgs.) single-line
- Motor 1.5 hp, Permanent Magnet
- Control Remote switch, 12' (3.7m) lead
- Gear train 3-Stage Planetary
- Gear ratio 136:1
- Lubrication Aeroshell #17
- Clutch (freespooling) Cam Activated
- Brake Automatic, Inline
- Drum diameter/Length 2.0"/4.75" (5cm/12cm)
- Weight 40 lbs. (18 kgs.)
- Wire rope 60', 7/32" diameter (18m, 5.5mm diameter)
- Replacement wire rope 31098
- Fairlead Hawse
- Remote control Included
- Recommended Battery 500 CCA minimum for winching
- Finish Argent
- Power Interrupt Switch PN 32959
- Warranty 12 months

12V DC PERFORMANCE SPECS:

Line Pull Lbs. (Kgs.)	Line Speed Ft./min. (M/min.)	Motor Current	Pull by layer: layer/Lbs (Kgs.)
0	25 (7.6)	27 amps	1/3500 (1587.5)
1000 (455)	22 (6.7)	100 amps	2/3150 (1428.8)
2500 (1134)	11 (3.4)	195 amps	3/2835 (1285.9)
3500 (1600)	4 (1.2)	320 amps	4/2551 (1157.1)

Above performance specs are based on first layer of drum

Winch Dimensions 16.75" L. x 10.25" D. x 7.6" H.
(425mm L. x 260mm D. x 193mm H.)



P2500

- PN **30490** 12V DC
- Rated line pull 2500 lbs (1134 kgs.) single-line
- Motor 0.9 hp, Permanent Magnet
- Control Manual, motor mounted
- Gear train 3-Stage Planetary
- Gear ratio 136:1
- Lubrication Aeroshell #17
- Clutch (freespooling) Cam Activated
- Brake Optional (PN 22142)
- Drum diameter/Length 2.0"/3.15" (5cm/3cm)
- Weight 33lbs. (15 kgs.)
- Wire rope 50', 3/16" diameter (15m, 5mm diameter)
- Replacement wire rope (steel drum) 15236
- Replacement wire rope (aluminum drum) 60076
- Fairlead Built-in
- Remote control Not included
- Recommended Battery 500 CCA minimum for winching
- Battery leads 8'/2.4m and 18"/46cm
- Finish Argent Powder Coat
- Warranty 12 months

12V DC PERFORMANCE SPECS:

Line Pull Lbs. (Kgs.)	Line Speed Ft./min. (M/min.)	Motor Current	Pull by layer: layer/Lbs (Kgs.)
0	23 (7.1)	15 amps	1/2500 (1133)
500 (227)	20 (6.1)	43 amps	2/2250 (1020)
1000 (455)	16 (4.9)	70 amps	3/2025 (918)
1500 (682)	11 (3.4)	102 amps	4/1822 (826)
2000 (907)	7 (2.1)	145 amps	
2500 (1134)	4 (1.2)	188 amps	

Above performance specs are based on first layer of drum

Winch Dimensions 13.5" L. x 6.5" D. x 5.0" H.
(342mm L. x 165mm D. x 127mm H.)

WARNING:

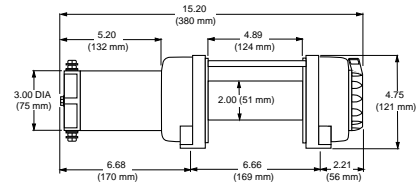
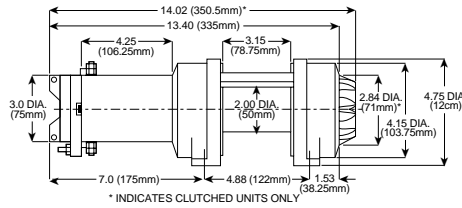
To prevent serious injury:

- Do not use winches as hoists.
- Do not use winches to move people.
- Keep hands clear of wire rope and fairlead opening during operation and when spooling.
- Not intended for commercial use.

NOTE:

- Do not submerge winch.





U 2500

PN.....22000 (12V DC w/clutch),
 21321 (12V DC w/out clutch), 239782 (24V DC, CE w/clutch),
 220002 (12V DC, CE), 224182 (24V DC, CE),
 239772 (12V DC, CE w/brake), 239782 (24V DC, CE w/brake)

Rated line pull2500 lbs. (1134 kgs.) single-line
Motor0.9 hp, Permanent Magnet
ControlManual, motor mounted
Gear train3-Stage Planetary
Gear ratio136:1
LubricationAeroshell #17
Clutch (freespooling)Cam Activated
BrakeOptional (PN 22142)
Drum diameter/Length2.0"/3.15" (5cm/8cm)
Weight23 lbs. (11 kgs.)
Wire rope50', 3/16" diameter (15m, 5mm diameter)
Replacement wire rope (steel drum)15236
Replacement wire rope (aluminum drum)60076
FairleadHawse
Remote controlNot included
Recommended Battery500 CCA minimum for winching
Battery leads120" (3m)
FinishArgent Powder Coat
Warranty12 months
CE winches includeCE labels, Manuals, Power Interrupt Kit,
 Safety Hook and Thimble.

12V DC PERFORMANCE SPECS:

Line Pull Lbs. (Kgs.)	Line Speed Ft./min. (M/min.)	Motor Current	Pull by layer: layer/Lbs (Kgs.)
0	23 (7.1)	15 amps	1/2500 (1133)
500 (227)	20 (6.1)	43 amps	2/2250 (1020)
1000 (455)	16 (4.9)	70 amps	3/2025 (918)
1500 (682)	11 (3.4)	102 amps	4/1822 (826)
2000 (907)	7 (2.1)	145 amps	
2500 (1134)	4 (1.2)	188 amps	

Above performance specs are based on first layer of drum

24V DC PERFORMANCE SPECS:

Line Pull Lbs. (Kgs.)	Line Speed Ft./min. (M/min.)	Motor Current	Pull by layer: layer/Lbs (Kgs.)
0	23 (7.1)	8 amps	1/1133 (2500)
500 (227)	20 (6.1)	22 amps	2/1020 (2250)
1000 (455)	16 (4.9)	35 amps	3/918 (2025)
1500 (682)	11 (3.4)	51 amps	4/826 (1822)
2000 (907)	7 (2.1)	73 amps	
2500 (1134)	4 (1.2)	94 amps	

Above performance specs are based on first layer of drum

Winch Dimensions14.02" L. x 4.5" D. x 4.75" H.
 (350.5mm L. x 115mm D. x 12cm H.)

Mounting Bolt Pattern3.00" x 4.88" (76.2mm x 123.95mm)

Z 3500

PN.....29255 (12V DC), 29260 (12V DC)
Rated line pull3500 lbs. (1600 kgs.) single-line
Motor1.5 hp, Permanent Magnet
ControlRemote switch, 12' (3.7m) lead
Gear train3-Stage Planetary
Gear ratio136:1
LubricationAeroshell #17
Clutch (freespooling)Cam Activated
BrakeAutomatic, Inline
Drum diameter/Length2.0"/4.75" (5cm/12cm)
Weight28 lbs. (13 kgs.)
Wire rope60', 7/32" diameter (18m, 5.5mm diameter)
Replacement wire rope31098
Fairlead for PN 29255Hawse
Fairlead for PN 29260Roller
Remote controlIncluded
Recommended Battery500 CCA minimum for winching
Battery leads120" (3m)
Warranty12 months

12V DC PERFORMANCE SPECS:

Line Pull Lbs. (Kgs.)	Line Speed Ft./min. (M/min.)	Motor Current	Pull by layer: layer/Lbs (Kgs.)
0	25 (7.6)	27 amps	1/3500 (1587)
1000 (455)	22 (6.7)	100 amps	2/3150 (1428)
2500 (1130)	11 (3.4)	195 amps	3/2835 (1285)
3500 (1585)	4 (1.2)	320 amps	4/2551 (1157)

Above performance specs are based on first layer of drum

Winch Dimensions15.2" L. x 6.0" D. x 4.75" H.
 (380mm L. x 152cm D. x 121mm H.)

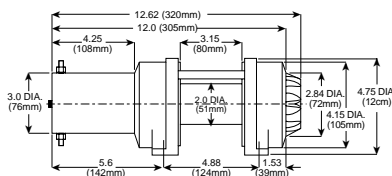
Mounting Bolt Pattern3.0" x 6.66" (76.2mm x 169.1mm)

HOW TO CHOOSE A WINCH:

Take the gross weight of the vehicle* and multiply by 1.5 – this is the minimum size winch for the vehicle.

* Note: Gross weight of vehicle is located on the driver's door, on the inside panel.





T 2500

PN.....**26361** (12V DC)
 Rated line pull2500 lbs. (1134 kgs.) single-line
 Motor0.9 hp, Permanent Magnet
 ControlRemote switch, 12' (3.7m) lead
 Gear train3-Stage Planetary
 Gear ratio136:1
 LubricationAeroshell #17
 Clutch (freespooling)Cam Activated
 BrakeAutomatic, Inline
 Drum diameter/Length2.0"/3.15" (5cm/8cm)
 Weight11.56 kgs. (25.5 lbs.)
 Wire rope50', 3/16" diameter (15m, 5mm diameter)
 Replacement wire rope (steel drum).....15236
 Replacement wire rope (aluminum drum)60076
 FairleadHawse
 Remote control.....Included
 Recommended Battery.....500 CCA minimum for winching
 Battery leads.....120" (3m)
 Finish.....Argent Powder Coat
 Warranty.....12 months

12V DC PERFORMANCE SPECS:

Line Pull Lbs. (Kgs.)	Line Speed Ft./min. (M/min.)	Motor Current	Pull by layer: layer/Lbs (Kgs.)
0	23 (7.1)	15 amps	1/2500 (1133)
500 (227)	20 (6.1)	43 amps	2/2250 (1020)
1000 (455)	16 (4.9)	70 amps	3/2025 (918)
1500 (682)	11 (3.4)	102 amps	4/1822 (826)
2000 (907)	7 (2.1)	145 amps	
2500 (1134)	4 (1.2)	188 amps	

Above performance specs are based on first layer of drum

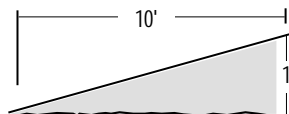
Winch Dimensions.....12.62" L. x 4.5" D. x 4.75" H.
 (320mm L. x 115mm D. x 120mm H.)

Mounting Bolt Pattern.....3.0" x 4.88" (76.2mm x 123.95mm)

HOW TO CHOOSE THE RIGHT TRAILER WINCH

Use the chart to determine the winch best suited for your rolling load application.

1. Determine the % of grade you will be rolling the load up. This is done by dividing the amount of rise of the ramp by the length of the ramp. Example of 10% grade:



2. Use the chart and find the column that matches your slope and run down until you find the weight of your car or the next higher number. Next go left on the chart to find the best winch suited for your application.
3. This is only a guide and based on the average rolling load of a vehicle. Some applications may require a larger winch than the chart calls out.

ROLLING LOAD CAPACITIES:

Winch	10% [3°]	20% [6°]	30% [11°]	50% [17°]	70% [35°]	100% [45°]
1000 lb.	5000 lb.	3400 lb.	2600 lb.	1900 lb.	1500 lb.	1300 lb.
2000 lb.	10000 lb.	6800 lb.	5200 lb.	3800 lb.	3000 lb.	2600 lb.
2500 lb.	12500 lb.	8500 lb.	6500 lb.	4750 lb.	3750 lb.	3250 lb.
3500 lb.	17500 lb.	11900 lb.	9100 lb.	6650 lb.	5250 lb.	4550 lb.

WARNING:
 To prevent serious injury:
 • Do not use winches as hoists.
 • Do not use winches to move people.
 • Keep hands clear of wire rope and fairlead opening during operation and when spooling.
 • Not intended for commercial use.

NOTE:
 • Do not submerge winch.





Mounting Systems and Bumpers

When you choose to purchase a rugged Warn product, you want a mounting system that supports your decision. Warn makes mounting systems for winches, lights and our specialty bumpers. Each follows in Warn's legacy of durability. We engineer mounting systems specifically to withstand the particular stress encountered in a particular off-road situation.

Obviously, a powerful winch needs an equally powerful home. Winch mounting systems face the most extreme demands. Therefore each kit distributes the rated load of your winch along the frame. In other words, the Warn Mounting System is designed to your vehicle's capabilities to withstand straight pulls, as well as side-loads. This is also true for the mounting receivers for the portable winch frames.





'2000 Ford Super Duty

Rio Grande Winch Mounting System

The rugged individualist who wants raw function combined with outstanding good looks will appreciate the Warn Rio Grande group. Each of the mounting systems is designed to match the lines of your vehicle. So the brush guard, grille guard, light mounting bar and winch carrier fascia look like they belong rather than stuck on. You also have a choice. Polished stainless steel with stainless steel attachment hardware or black, powder coated conventional steel with a black powder coated stainless steel winch carrier fascia. Each has Reaction Injected Molded (RIM) polyurethane "locked" around the edge surfaces. This high density material resists cuts and abrasion, and because it is locked on, won't flap in the breeze, fly off or slide around. The Rio Grande mounts around factory bumpers, so installation is easy.



'2000 Chevy Silverado

CUT-RESISTANT URETHANE
High density polyurethane is molded and "locked" around the edge surfaces.

HOW TO ORDER


The Rio Grande winch mounting system is composed of three part numbers:

- 1.) Grille guard. Available in polished stainless steel or black powder coated conventional steel.
- 2.) Winch carrier and fascia. Fascia is available in polished stainless steel or black powder coated stainless steel.
- 3.) Brush Guards. Available in polished stainless steel or black powder coated conventional steel.

At a minimum, you'll need to order the grille guard and winch carrier/fascia components. Brush guards are optional.

LAMP TRACK
Long slots allow precise positioning of accessory lighting, for lamps up to 6".

STAINLESS STEEL FASCIA
Both the polished and black kits feature a fascia plate constructed of this durable material.



Trans4mer™ Winch Mounting System

Of all the Warn mounting systems, our Trans4mer offers the most versatility. The Trans4mer can be configured dozens of different ways to match how you work (or play) with your truck.

The foundation of the Trans4mer system is the grille guard. The grille guard comes with two uprights and two crossbars and provides the base for all the other options. For added style and protection, Warn offers brush guards that complement the vehicles lines.

A winch is one of the most popular truck accessories and the Trans4mer grille guard makes it easy to add one. For a fixed mount, a Winch Carrier bolts right in or for a portable mount choose the Front Receiver. The front receiver is also drilled to mount lights and allows trailers to be maneuvered from the front of the vehicle.

For lighting up the night, a light bar with two mounting tabs can be easily added to the Trans4mer. Or for applications

with space limitations, Warn makes special "L" brackets to mounts lights from the side the Trans4mer.

The Trans4mer is available in powder-coated black or chrome finish and is available to fit most popular trucks. And because the Trans4mer mounts around the factory bumpers, installation is a simple, bolt-on.



'2000 Ford Excursion equipped with Chrome Grille Guard (PN 38051), Chrome Brush Guards (PN 38061) Winch Carrier (PN 29394), XD9000i Winch (PN 27550), Chrome Light Bar (PN 29396), SDB 160 Dual Beam Lights (PN37606) and SDB Light Hard Covers (PN 38406).

TRANS4MER™ GRILLE GUARD

The basic component, required in all configurations. Securely mounts the vehicle's frame. Choice of chrome or black powder coat finishes for most applications.



WINCH CARRIER


Required part for any fixed winch mount. Available in argent grey only.



WINCH

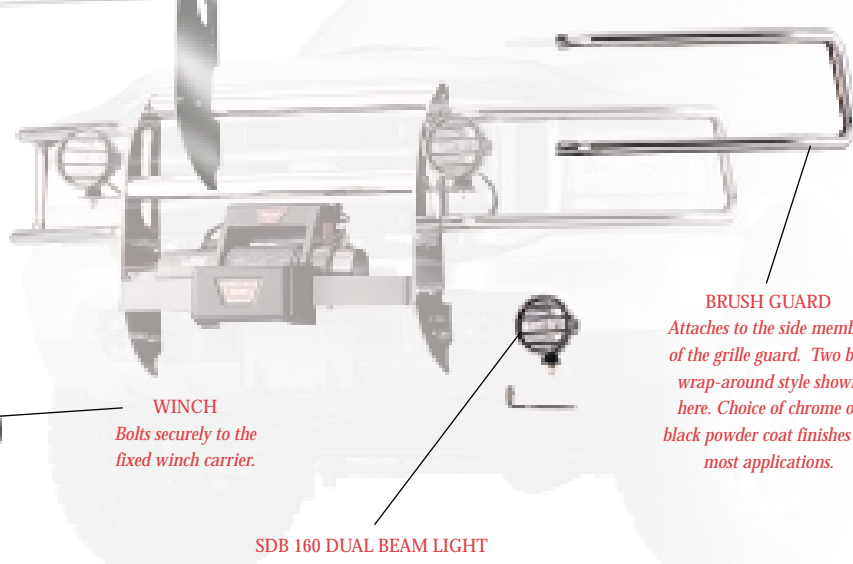
Bolts securely to the fixed winch carrier.

FAIRLEAD COVER



ROLLER FAIRLEAD

TRANS4MER WITH FIXED WINCH MOUNT



BRUSH GUARD
Attaches to the side member of the grille guard. Two bar wrap-around style shown here. Choice of chrome or black powder coat finishes for most applications.

SDB 160 DUAL BEAM LIGHT WITH MOUNTING BRACKET

Mount the light to the side member of the Trans4mer Grille Guard. Mounting brackets are available for all Warn lights.






'99 Chevrolet Silverado 3/4 ton pickup, equipped with:

- Grille Guard, Chrome PN 39186
- Winch Carrier, Grey PN 29394
- XD9000i Winch, PN 27550
- Brush Guards, Chrome PN 60405
- SDB-120 Lights, PN 37605

TRANS4MER WITH PORTABLE WINCH MOUNT

LIGHT BAR
Movable bar with built-in brackets allows easy mounting of lights. Choice of chrome or black powder coat finishes for most applications.

SDB 160 DUAL BEAM LIGHT




FRONT RECEIVER

Standard Class III receiver attaches securely to the Trans4mer Grille Guard. An added advantage of having the front receiver hitch is the ability to maneuver trailers from the front of the vehicle



MULTI-MOUNT FRAME WITH XD9000i WINCH
Portable mounting option. Winch and frame assembly can be inserted and operated anytime. Power is supplied by Quick Connect power leads.



THE TRANS4MER CAN BE CONFIGURED DOZENS OF DIFFERENT WAYS TO MATCH HOW YOU WORK (OR PLAY) WITH YOUR TRUCK.

'2000 Ford Super Duty equipped with:

- Grille Guard, Chrome finish. The foundation component of the Trans4mer system **PN 38051**
- Brush Guards, Chrome finish. Provides extra body protection (optional). **PN 38061**
- Front Receiver, Black, Powder Coat finish. Class III receiver allows front mounting of Warn's portable Multi-Mount Winch. Pre-drilled to mount most lights (shown here with SDB 105 Fog Beam lights). **PN 29397**
- Receiver hitch cover. Solid aluminum billet with CNC'd logo. **PN 34698**



'99 Dodge Ram equipped with:

- Trans4mer Grille Guard, Black Powder Coat finish. **PN 30092**
- Brush Guards, Black Powder Coat finish. **PN 30106**
- Winch carrier. Allows fixed mounting of Warn Winch. Argent Grey Powder Coat finish. **PN 29394**
- HS9500i winch. **PN 47550**
- "L" style light mounting brackets. **PN 220005**
- SDB 160 Dual Beam Driving/Spot Lights. **PN 37606**



'99 GMC Sierra, 1/2 Ton, equipped with:

- Trans4mer Grille Guard, Chrome finish. **PN 39478**
- Chrome Brush Guards. Two-bar wrap-around style. **PN 39595**
- Winch carrier. Allows fixed mounting of Warn Winch. Argent Grey Powder Coat finish. **PN 29394**
- HS9500i winch. **PN 47550**
- Roller Fairlead Cover. **PN 25580**



YOUR CHOICE OF CHROME OR BLACK POWDER COAT FINISH (FOR MOST APPLICATIONS).
AVAILABLE TO FIT MOST POPULAR TRUCKS.



'2001 Ford F150 equipped with:

- Trans4mer Grille Guard, Black Powder Coat finish.
PN 39680
- Brush Guards, Black Powder Coat finish.
PN 39900
- Winch carrier, Argent Grey Powder Coat finish.
PN 29394
- XD9000i winch.
PN 27550



'2000 Toyota Tundra equipped with:

- Trans4mer Grille Guard, Chrome finish.
PN 39637
- Winch carrier. Allows fixed mounting of Warn Winch. Argent Grey Powder Coat finish.
PN 29394
- HS9500i winch.
PN 47550



'98 Jeep Cherokee equipped with:

- Trans4mer Grille Guard, Black Powder Coat finish.
PN 60766
- Brush Guards, Black Powder Coat finish non-wraparound style.
PN 39563
- Winch carrier, Argent Grey Powder Coat finish.
PN 29394
- XD9000i winch.
PN 27550



Defender Winch Mounting Kit

The Defender bumper readily accepts an M8274-50. It has a matte black powder coat finish and the rounded edges preferred by TÜV. This bumper accepts tow hooks and the optional A-bar that protects the winch from the dings of off-road action. Installs easily.



'92-97 Ford

Classic Bumper Winch Mounting System

The Classic bumper system is the big brute of the bunch. Its heavy-duty welded construction is as tough as it gets. Even so, on most models the Classic bumper bolts directly to existing frame holes without drilling. The black powder coat finish version features welded-in diamond plate rock guards ('88-98 Chevy/GMC and '92-97 Fords only). The chrome version (shown above) is polished smooth for a contemporary look. Both contain ample space for semi-concealed mounting of all winch models. The optional grille/brush guard adds protection and a more aggressive look.



'87-91 Ford

Enforcer Bumper Winch Mounting System

For full size trucks and sport utilities, nothing compares to the bold look of Warn's Enforcer bumper. Entirely concealed within its impenetrable frame is an area to mount most Warn winch models. The Enforcer greatly reduces the possibility of theft. Non-skid Diamond Plate top surface features a removable winch access panel. Each bumper is contoured to the vehicle model for custom-look styling. Recessed ports allow for optional 4X lights. Available in chrome or black powder coat finish.



Designed especially for Fords with factory bumper air inlets, the Enforcer bumper also comes in a stylish version that incorporates air inlets. Shown above: '92-97 Ford Diesel.



'92-95 Toyota

Combo Kit Winch Mounting System

Warn's versatile mounting system, designed with older vehicles in mind. Quickly and easily provides a sturdy winch mounting platform, grille guard and brush guard, without having to change or remove original equipment bumpers. Available in chrome or black powder coat.



*Shown at right:
Semi-Hidden Kit with Skirting Kit on
'99 Ford Super Duty Pick-up*



Mounting Systems
and Bumpers

Semi-Hidden Kit Winch Mounting System

Some owners of the new aggressively styled vehicles want the benefits of a Warn winch, but don't want to change the lines of their vehicle. So Warn engineers have created a semi-hidden mounting system that mounts the winch using factory frame holes and retains the OE bumper.

The system for the Ford Super Duty and Excursion will handle the M12000. The bumper moves out a slight 127mm and ABS trim is applied to accentuate the factory lines. This material can be painted to match the vehicle color or left its natural matte black. Access to the winch controls is from the top.

For the '97-99 Ford 4x4 F150, F250LD and Expedition the winch mounts inside the factory bumper. Access to controls is gained through the large air intake. The wire rope is fed through a roller fairlead mounted beneath the bumper.

Now available for the popular Chevy and GMC 1/2 ton pickups and Sport Utilities, the semi-hidden kit will handle your Warn winch, including the HS9500. While the winch is hidden and protected from the elements, the remote control extension (included with kit) allows you to plug the remote into your choice of several convenient locations.

The Warn Light Bar (PN61090) and many other grille guards can be mounted in combination with this winch mount.



Semi-Hidden Kit on '97-98 Ford F150 4x4



New!

*Semi-Hidden Kit on '00
Chevy Silverado*



NEAR SKOOKEMCHUK RIVER, WASHINGTON. JANUARY 7, 10:19 AM— A couple tons of mud mixed with a little volcanic ash, all covered with a layer of ice. Time for a four-letter word—and it better be “Warn.”



Multi Mount™ Winch Mounting Systems

For those who desire the security a winch provides, but don't want it permanently mounted to their vehicle, Warn devised the Multi-Mount system. It consists of the winch carrier and front receiver that are sold separately. With the receiver mounted on the front of your vehicle, and a standard Class III towing receiver on the rear, the winch and carrier assembly can be inserted and operated anytime and anywhere. Accommodates all Warn 9500, 9000, 8000 and 6000 lbs. capacity winches. Power is supplied by Quick Connect power leads. An added advantage of having the front receiver hitch is the ability to maneuver trailers from the front of the vehicle. Winch frame is also sold separately

XD9000i Multi-Mount Kit completely assembled package includes winch, carrier and wiring for front of vehicle.....37441

XD8000i Multi-Mount Kit completely assembled package includes winch, carrier and wiring for front of vehicle.....31875

M6000 SDP (Short Drum Portable Winch) completely assembled package includes winch, carrier and wiring for front of vehicle39116

Winch Carrier with wiring for front of vehicle, no winch26370

Front Receiver

Available for most popular vehicles, see Mounting Systems Application Chart

Quick Connect Power Accessories:

Heavy-duty Quick Connectors (no Power Lead)22680

Heavy-duty 28"/71cm Power Lead with Quick Connector36080

Front Heavy-duty 6'/1.8m Power Lead with Quick Connector26405

Front Heavy-duty 8'/2.4m Power Lead with Quick Connector23264

Rear Heavy-duty 20'/6m Power Lead Cable Kit, Quick Connector, Power Interrupt kit, and dust cover32963

Rear Heavy Duty 24'/8m Power Lead Cable Kit, Quick Connector, Power Interrupt kit, and dust cover32966

Misc. Accessories:

Solenoid Bracket26368

Dust Cover25933

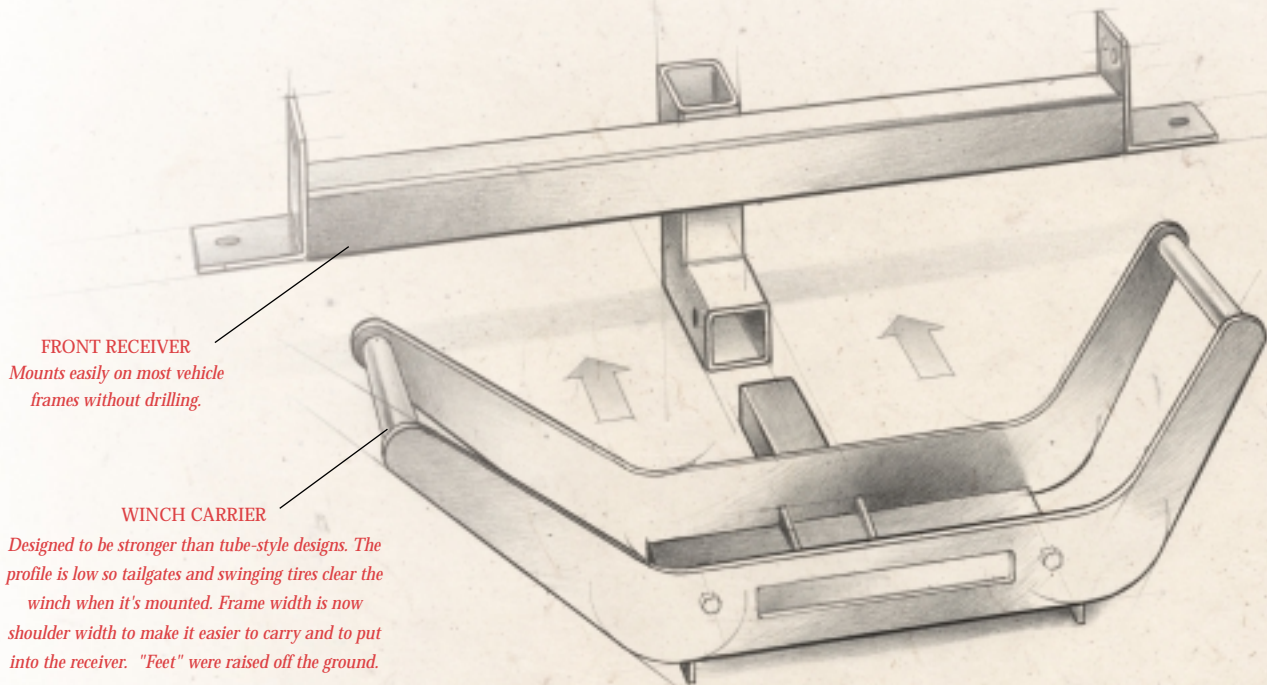


Note: Rear power cable and front receiver sold separately.

Completely assembled packages are available: XD9000i mounted on Carrier with Quick Connectors (PN 37441), XD8000i mounted on Carrier with Quick Connector (PN 31875).



Completely assembled package: M6000 SDP (PN39116)



LUCKY SHOT MINE TRAIL, ALASKA. JULY 24, 1:00 PM— Sometimes the hunt for the unknown overcomes common sense. There's a moment when a twinge of fear creeps into the run. (Of course, fear starts with the same letter as fun.)



M8274-50 Mounting Kit on '98 Jeep TJ Wrangler



Jeep TJ Winch Mounting Kit

Now off-roaders have two options for mounting a Warn winch onto the classic looking Jeep TJ. First is the mounting plate that marries the Warn classic M8274-50 to the Jeep TJ standard factory bumper. This plate can accommodate tow hooks.

The second is a plate that mounts the XD9000i and other popular Warn winches to the Jeep TJ standard bumper or the optional factory tube bumpers. A separate grille guard tube is available for this mounting plate as well.



Mounting kit on '98 Jeep TJ Wrangler, optional tube and XD9000i



Winch Mounting Systems

Application Chart

CHEVROLET/GMC

'99-00 SILVERADO, '00 TAHOE, SUBURBAN, 1/2 TON ONLY, 2WD & 4WD

Rio Grande Grille Guard, Stainless.....	60438
Brush Guards, Stainless (Three-Bar Wrap Around)	60448
Winch Carrier with Stainless Fascia (HS95i, XD9i, X8i)	60434
Winch Carrier with Stainless Fascia (M12)	60436

Rio Grande Grille Guard, Black	60439
Brush Guards, Black (Three-Bar Wrap Around)	39190
Winch Carrier and Black Powder Coated Stainless Fascia, (HS95i, XD9i, X8i)	60435
Winch Carrier and Black Powder Coated Stainless Fascia (M12)	60437

Trans4mer Grille Guard, Black	39185
Light Bar, Black (*)	29395
Brush Guards, Black (Three-Bar Wrap Around)	39190
Receiver, Black only (use with Trans4mer only)	29397
Trans4mer Grille Guard, Chrome	39186
Light Bar, Chrome (*)	29396
Brush Guards, Chrome (Three-Bar Wrap Around)	60405
Winch Carrier, Argent only (HS95i, HS95, XD9i, X8i, XD9, M8, M6)	29394
Winch Carrier, Argent only (M12, M8274)	30030
Winch Carrier, Black, Com'1 Series 9 & 12 (16)	60420

Hidden Mount (HS95, XD9, M8, M6) (20)	61770
--	-------

Multi-Mount Winch Frame (HS95i, HS95, XD9i, X8i, XD9, M8, M6) V	26370
Front Receiver	38490

'99-00 SILVERADO, '00 SUBURBAN, 3/4 TON ONLY, 2WD & 4WD

Rio Grande Grille Guard, Stainless.....	60440
Brush Guards, Stainless (Three-Bar Wrap Around).....	60448
Winch Carrier with Stainless Fascia (HS95i, XD9i, X8i)	60434
Winch Carrier with Stainless Fascia (M12)	60436

Rio Grande Grille Guard, Black	60441
Brush Guards, Black (Three-Bar Wrap Around)	39190
Winch Carrier and Black Powder Coated Stainless Fascia (HS95i, XD9i, X8i)	60435
Winch Carrier and Black Powder Coated Stainless Fascia (M12)	60437

Trans4mer Grille Guard, Black	60036
Light Bar, Black (*)	29395
Brush Guards, Black (Three-Bar Wrap Around)	39190
Receiver, Black only (use with Trans4mer only)	29397
Trans4mer Grille Guard, Chrome	60037
Light Bar, Chrome (*)	29396
Brush Guards, Chrome (Three-Bar Wrap Around)	60405
Winch Carrier, Argent only (HS95i, XD9i, X8i, XD9, M8, M6)	29394
Winch Carrier, Argent only (M12, M8274)	30030
Winch Carrier, Black, Com'1 Series 9 & 12 (16)	60420

Multi-Mount Winch Frame (HS95i, HS95, XD9i, X8i, XD9, M8, M6) V	26370
Front Receiver	60268

FOOTNOTES:

V 6m/20' Power Lead (PN 32963) or 8m/24' Power Lead (PN 32966) required for winching from rear.

(16) Fits Series 9 or 12 commercial winch with 12"/304.8mm wide foot print.

(20) Roller Fairlead Cover 35363 is highly recommended. Hidden Mount is compatible with Light Bar 61090.

(*) Cannot be used with winch carrier when winch is mounted

New!

BRUSH GUARD VARIATIONS

Brush Guard styles will vary, depending on the make, model and year of your vehicle. The drawings below illustrate the various styles.



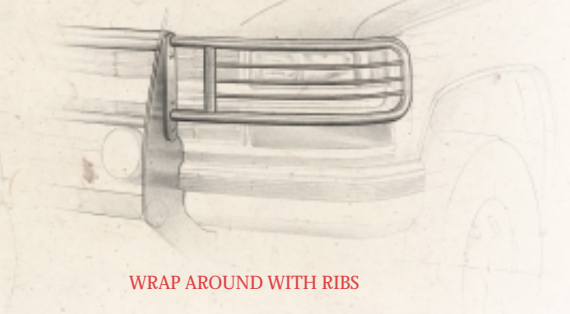
THREE BAR WRAP AROUND



TWO BAR WRAP AROUND



NON-WRAP AROUND



WRAP AROUND WITH RIBS



Winch Mounting Systems

Application Chart

'99-00 GMC SIERRA, '00 YUKON, YUKON XL, 1/2 TON ONLY, 2WD & 4WD (EXCLUDES DENALI)

Rio Grande Grille Guard, Stainless.....	60442
Brush Guards, Stainless (Two-Bar Wrap Around).....	60449
Winch Carrier with Stainless Fascia (HS95i, XD9i, X8i).....	60434
Winch Carrier with Stainless Fascia (M12).....	60436
<hr/>	
Rio Grande Grille Guard, Black.....	60443
Brush Guards, Black (Two-Bar Wrap Around).....	39594
Winch Carrier and Black Powder Coated Stainless Fascia (HS95i, XD9i, X8i).....	60435
Winch Carrier and Black Powder Coated Stainless Fascia (M12).....	60437
<hr/>	
Trans4mer Grille Guard, Black.....	39477
Light Bar, Black (*).....	29395
Brush Guards, Black (Two-Bar Wrap Around).....	39594
Receiver, Black only (use with Trans4mer only).....	29397
Trans4mer Grille Guard, Chrome.....	39478
Light Bar, Chrome (*).....	29396
Brush Guards, Chrome (Two-Bar Wrap Around).....	39595
Winch Carrier, Argent only (HS95, XD9i, X8i, XD9, M8, M6).....	29394
Winch Carrier, Argent only (M12, M8274).....	30030
Winch Carrier, Com'1 Series 9 & 12 (16).....	60420

New!

Hidden Mount (HS95, XD9, M8, M6) (21).....	61770
Multi-Mount Winch Frame (HS95i, HS95, XD9i, X8i, XD9, M8, M6) V.....	26370
Front Receiver.....	38490

'99-00 GMC SIERRA, '00 YUKON XL, 3/4 TON ONLY, 2WD & 4WD

Rio Grande Grille Guard, Stainless.....	60444
Brush Guards, Stainless Steel (Two-Bar Wrap Around).....	60449
Winch Carrier, Stainless Steel (HS95i, XD9i, X8i).....	60434
Winch Carrier, Stainless Steel (M12).....	60436
<hr/>	
Rio Grande Grille Guard, Black.....	60445
Brush Guards, Black (Two-Bar Wrap Around).....	39594
Winch Carrier and Black Powder Coated Stainless Fascia (HS95i, XD9i, X8i).....	60435
Winch Carrier and Black Powder Coated Stainless Fascia (M12).....	60437
<hr/>	
Trans4mer Grille Guard, Black.....	60319
Light Bar, Black (*).....	29395
Brush Guards, Black (Two-Bar Wrap Around).....	39594
Receiver, Black only (use with Trans4mer only).....	29397
Trans4mer Grille Guard, Chrome.....	60320
Light Bar, Chrome (*).....	29396
Brush Guards, Chrome (Two-Bar Wrap Around).....	39595
Winch Carrier, Argent only (HS95i, HS95, XD9i, X8i, XD9, M8, M6).....	29394
Winch Carrier, Argent only (M12, M8274).....	30030
Winch Carrier, Com'1 Series 9 & 12 (16).....	60420
Multi-Mount Winch Frame (HS95i, HS95, XD9i, X8i, XD9, M8, M6) V.....	26370
Front Receiver.....	60268

'88-99 K-SERIES 4X4 PICKUP 1/2, 3/4, 1 TON, '92-99 4X4 BLAZER, YUKON, SUBURBAN, TAHOE (EXCLUDES R/V 1 TON & 2WD C3500 HD, NEW DESIGN '99 SILVERADO)

Black Classic Bumper (M12, HS95i, HS95, XD9i, X8i, XD9, M8274, M8, M6) S,E.....	26150
Grille/Brush Guard, Black (optional).....	26185
Air Dam, Black (optional) (1).....	28050
Air Scoop (required for Turbo Diesels).....	30680
<hr/>	
Chrome Classic Bumper (M12, XD9i, X8i, XD9, M8274, M8, M6) S,E.....	26161
Grille/Brush Guard, chrome (optional).....	26190
Air Dam, black (optional) (1).....	28050
Air Scoop (required for Turbo Diesels).....	30680
<hr/>	
Enforcer Bumper, black (M12 ^P , HS95, XD9, M8, M6) M,S,Y,(1)(2).....	27718
Hardware Kit.....	25913
<hr/>	
Enforcer Bumper, chrome (M12 ^P , HS95, XD9, M8, M6) M,S,Y,(1)(2).....	25883
Hardware Kit.....	25913
<hr/>	
Hidden Mount (M8, M6) (1)(2).....	22555
<hr/>	
Multi-Mount Winch Frame (HS95i, HS95, XD9i, X8i, XD9, M8, M6) V.....	26370
Front Receiver I.....	25897
<hr/>	
Trans4mer Grille Guard, Black S.....	29753
Light Bar, Black (*).....	29169
Brush Guards, Black (Non-Wrap Around).....	29768
Brush Guards, Black (Wrap with Ribs).....	30557
Receiver, Black only (use with Trans4mer only).....	29166
Trans4mer Grille Guard, Chrome S.....	29754
Light Bar, Chrome (*).....	29170
Brush Guards, Chrome (Non-Wrap Around).....	29769
Winch Carrier, Argent only (XD9i, X8i, XD9, M8, M6) J.....	29165
Winch Carrier, Argent only (HS95i, HS95).....	39781
Winch Carrier, Argent only (M8274).....	30040
<hr/>	
'81-87 PICKUP 1/2, 3/4, 1 TON; '81-88 PICKUP 1 TON; '81-91 BLAZER, JIMMY, SUBURBAN, 1 TON R/V PICKUP	
<hr/>	
Black Classic Bumper (M12, XD9i, X8i, XD9, M8274, M8, M6).....	23162
Hardware Kit B.....	25401
<hr/>	
Chrome Classic Bumper (M12, XD9i, X8i, XD9, M8274, M8, M6).....	24702
Hardware Kit B.....	25401
<hr/>	
Black Combo (2 headlights) (M12, HS95i, HS95, XD9i, X8i, XD9, M8274, M8, M6) (Non-Wrap Around).....	18430
Hardware Kit.....	17810
<hr/>	
Black Combo (4 headlights) (M12, HS95i, HS95, XD9i, X8i, XD9, M8274, M8, M6) (Non-Wrap Around).....	18430
Hardware Kit.....	17820
<hr/>	
Chrome Combo (4 headlights) (M12, HS95i, HS95, XD9i, X8i, XD9, M8274, M8, M6) (Non-Wrap Around).....	21825
Hardware Kit.....	21827

- FOOTNOTES:**
- B** '81-82 models will require turn signal light relocation. No provisions are included.
 - E** Air Scoop 30680 required for Turbo Diesels.
 - I** Will not fit 2WD.
 - J** Must be revision #B0 for 9000 winch PN 27550 or 28500.
 - M** Roller Fairlead PN 5742 required.
 - S** For 2WD trucks the bumper or grille guard will match the front-end styling of the truck. However, the frame brackets will not fit and will require significant rework.
 - V** 6m/20' Power Lead (PN 32963) or 8m/24' Power Lead (PN 32966) required for winching from rear.
 - Y** Use light kit PN 220412 or PN 220312 or PN 220332.
- (1) Not recommended for Turbo Diesel models with air intake openings in bumper.
- (2) Does not fit '97-99 models.
- (16) Fits Series 9 or 12 commercial winch with 12"/304.8mm wide foot print.
- (21) Roller Fairlead Cover 25580 is highly recommended. Hidden Mount is compatible with Light Bar 61090.
- (*) Cannot be used with winch carrier when winch is mounted



Winch Mounting Systems

Application Chart

Enforcer Bumper, Black (M12, XD9, M8, M6) ^{M,Y}	27718
Hardware Kit ^B	25906
Enforcer Bumper, Chrome (M12, XD9, M8, M6) ^{M,Y}	25883
Hardware Kit ^B	25906

Multi-Mount Winch Frame (HS95i, HS95, XD9i, X8i, XD9, M8, M6) ^V	26370
Front Receiver	25855

'73-80 PICKUP 1/2, 3/4, 1 TON; BLAZER, JIMMY, SUBURBAN

Black Classic Bumper (M12, XD9i, X8i, XD9, M8274, M8, M6)	23162
Hardware Kit	25405

Chrome Classic Bumper (M12, XD9i, X8i, XD9, M8274, M8, M6)	24702
Hardware Kit	25405

'98-00 S-10 4X4 PICKUP, 4X4 BLAZER (FITS MODELS WITH BUMPER RUB STRIP ONLY; DOES NOT FIT GMC SONOMA, JIMMY, HIGHRIDER)

Trans4mer Grille Guard, Black	37175
Light Bar, Black ^(*)	29169
Brush Guards, Black (Non-Wrap Around)	30146
Receiver, Black only (use with Trans4mer only)	29166

Trans4mer Grille Guard, Chrome	37176
Light Bar, Chrome ^(*)	29170
Brush Guards, Chrome (Non-Wrap Around).....	30147
Winch Carrier, Argent only (XD9i, X8i, XD9, M8, M6) ^J	29165
Winch Carrier, Argent only (HS95i, HS95)	39781

Multi-Mount Winch Frame (HS95i, HS95, XD9i, X8i, XD9, M8, M6) ^V	26370
Front Receiver	38271

'98-00 ZR2 PICKUP, BLAZER, S-10 4X4 PICKUP (FITS MODEL WITHOUT BUMPER RUB STRIP; DOES NOT FIT GMC SONOMA, JIMMY, HIGHRIDER)

Trans4mer Grille Guard, Black	38475
Light Bar, Black ^(*)	29169
Brush Guards, Black (Non-Wrap Around)	30146
Receiver, Black only (use with Trans4mer only)	29166

Trans4mer Grille Guard, Chrome	38476
Light Bar, Chrome ^(*)	29170
Brush Guards, Chrome (Non-Wrap Around).....	30147
Winch Carrier, Argent only (XD9i, X8i, XD9, M8, M6) ^J	29165
Winch Carrier, Argent only (HS95i, HS95)	39781

Multi-Mount Winch Frame (HS95i, HS95, XD9i, X8i, XD9, M8, M6) ^V	26370
Front Receiver	38271

'94-97 S-SERIES & SONOMA 4X4 PICKUP; '95-97 BLAZER, JIMMY, 4X4 ONLY, INCLUDES ZR2 & HIGHRIDER

Trans4mer Grille Guard, Black ⁽³⁾	30090
Light Bar, Black ^(*)	29169
Brush Guards, Black (Non-Wrap Around)	30146
Receiver, Black only (use with Trans4mer only).....	29166

Trans4mer Grille Guard, Chrome ⁽³⁾	30091
Light Bar, Chrome ^(*)	29170
Brush Guards, Chrome (Non-Wrap Around)	30147
Winch Carrier, Argent only (XD9i, X8i, XD9, M8, M6) ^J	29165
Winch Carrier, Argent only (HS95i, HS95)	39781

Multi-Mount Winch Frame (HS95i, HS95, XD9i, X8i, XD9, M8, M6) ^V	26370
Front Receiver	30170

'82-93 S-10 AND S-15 PICKUP; '94-82 S-BLAZER & S-JIMMY (2WD & 4WD)

Black Combo (XD9i, X8i, XD9, M8, M6) (Non-Wrap Around) ^L	19730
Hardware Kit	19742

Chrome Combo (XD9i, X8i, XD9, M8, M6) (Non-Wrap Around) ^W	21824
Hardware Kit	19742

Multi-Mount Winch Frame (HS95i, HS95, XD9i, X8i, XD9, M8, M6) ^V	26370
Front Receiver ^N	26060

DODGE

'97-00 DAKOTA 4X4; '98-00 DURANGO 4X4 (EXCEPT "SPORT" PACKAGE)

Trans4mer Grille Guard, Black	35095
Light Bar, Black ^(*)	29395
Brush Guards, Black (Non-Wrap Around)	35097
Receiver, Black only (use with Trans4mer only)	29397

Trans4mer Grille Guard, Chrome	35096
Light Bar, Chrome ^(*)	29396
Winch Carrier, Argent only (HS95i, HS95, XD9i, X8i, XD9, M8, M6)	29394

'87-96 DAKOTA

Black Combo (XD9i, X8i, XD9, M8, M6) (Non-Wrap Around) ^{C,I}	22167
--	-------

'94-01 RAM PICKUP 1/2, 3/4, 1 TON 2WD & 4WD (EXCEPT '99-01 "SPORT" PACKAGE)

Trans4mer Grille Guard, Black	30092
Light Bar, Black ^(*)	29395
Brush Guards, Black (Non-Wrap Around)	30106
Receiver, Black only (use with Trans4mer only)	29397

Trans4mer Grille Guard, Chrome	30093
Light Bar, Chrome ^(*)	29396
Brush Guards, Chrome (Non-Wrap Around).....	30107
Winch Carrier, Argent only (HS95i, HS95, XD9i, X8i, XD9, M8, M6)	29394
Winch Carrier, Argent only (M12, M8274)	30030
Winch Carrier, Black, Com'l Series 9 & 12 ⁽¹⁶⁾	60420

Multi-Mount Winch Frame (HS95i, HS95, XD9i, X8i, XD9, M8, M6) ^V	26370
Front Receiver (will not work with factory tow hooks).....	31727

FOOTNOTES:

- B** '81-82 models will require turn signal light relocation. No provisions are included.
- C** Must be revision #FØ (or later) for '92-96 models.
- I** Will not fit 2WD.
- J** Must be revision #BØ for 9000 winch PN 27550 or 28500.
- L** Must be revision #FØ for 9000 winch PN 27550 or 28500.
- M** Roller Fairlead PN 5742 required.
- N** Will not fit 2WD S-Blazer, S-Jimmy.
- V** 20'/6m Power Lead (PN 32963) or 24'/8m Power Lead (PN 32966) required for winching from rear.
- W** Must be revision #JØ for 9000 winch PN 27550 or 28500.
- Y** Use light kit PN 220412 or PN 220312 or PN 220332.
- (3)** GMC SLE, SLS and SLT require slots to be cut into plastic bumper cover.
- (16)** Fits Series 9 or 12 commercial winch with 12"/304.8mm wide foot print.
- (*)** Cannot be used with winch carrier when winch is mounted



Winch Mounting Systems

Application Chart

'91-93 PICKUP 1/2, 3/4, 1 TON, RAMCHARGER	
Black Classic Bumper (M12, XD9i, X8i, XD9, M8274, M8, M6) ^{A,T}	26820
Chrome Classic Bumper (M12, XD9i, X8i, XD9, M8274, M8, M6) ^{A,T}	26825

'72-90 PICKUP 1/2, 3/4, 1 TON; RAMCHARGER

Black Classic Bumper (M12, XD9i, X8i, XD9, M8274, M8, M6)	23162
Hardware Kit	25409
Chrome Classic Bumper (M12, XD9i, X8i, XD9, M8274, M8, M6)	24702
Hardware Kit	25409

FORD

'99-01 SUPER DUTY, F-250, F-350, F-450, F-550 (2X4 & 4X4); '00 EXCURSION

Rio Grande Grille Guard, Stainless	60446
Brush Guards, Stainless (Two-Bar Wrap Around)	60450
Winch Carrier with Stainless Fascia (HS95i, XD9i, X8i)	60434
Winch Carrier with Stainless Fascia (M12)	60436
Rio Grande Grille Guard, Black	60447
Brush Guards, Black (Two-Bar Wrap Around)	38060
Winch Carrier and Black Powder Coated Stainless Fascia (HS95i, XD9i, X8i)	60435
Winch Carrier, and Black Powder Coated Stainless Fascia (M12)	60437

Trans4mer Grille Guard, Black	38050
Light Bar, Black (*)	29395
Brush Guards, Black (Two-Bar Wrap Around)	38060
Receiver, Black only (use with Trans4mer only)	29397
Trans4mer Grille Guard, Chrome	38051
Light Bar, Chrome (*)	29396
Brush Guards, Chrome (Two-Bar Wrap Around)	38061
Winch Carrier, Argent only (HS95i, HS95, XD9i, X8i, XD9, M8, M6)	29394
Winch Carrier, Argent only (M12, M8274)	30030
Winch Carrier, Black, Com'l Series 9 & 12 ⁽¹⁶⁾	60420

Multi-Mount Winch Frame (HS95i, HS95, XD9i, X8i, XD9, M8, M6) ^V	26370
Front Receiver ⁽¹³⁾	38450

Semi-Hidden Mount (M12) ⁽⁴⁾⁽⁵⁾⁽²²⁾⁽²⁴⁾	38750
Skirting Kit (M12)	38772

'99-00 F-150 & F-250 LIGHT DUTY 4X4 ONLY, EXPEDITION 4X4, '01 SUPER CREW 4X4 (REQUIRES FACTORY TOW HOOKS OR ADAPTER KIT SHOWN BELOW)

Trans4mer Grille Guard, Black	39680
Light Bar, Black (*)	29395
Brush Guards, Black (Two-Bar Wrap Around)	39900
Receiver, Black only (use with Trans4mer only)	29397
Trans4mer Grille Guard, Chrome	39681
Light Bar, Chrome (*)	29396
Brush Guards, Chrome (Two-Bar Wrap Around)	39901
Winch Carrier, Argent only (HS95i, HS95, XD9i, X8i, XD9, M8, M6)	29394
Winch Carrier, Argent only (M12, M8274)	30030
Winch Carrier, Black, Com'l Series 9 & 12 ⁽¹⁶⁾	60420

Semi-Hidden Mount (HS95i, HS95, XD9i, X8i, XD9, M8, M6) ⁽¹⁴⁾⁽¹⁹⁾	34701
--	-------

Multi-Mount Winch Frame (HS95i, HS95, XD9i, X8i, XD9, M8, M6) ^V	26370
Front Receiver ⁽¹⁴⁾⁽¹⁹⁾	33088

Adapter Kit (use on vehicles without factory tow hooks)	37174
--	-------

'97-98 F-150 & F-250 LIGHT DUTY 4X4 ONLY, EXPEDITION 4X4 (REQUIRES FACTORY TOW HOOKS OR ADAPTER KIT SHOWN BELOW)

Trans4mer Grille Guard, Black	33086
Light Bar, Black (*)	29169
Brush Guards, Black (Non-Wrap Around)	33602
Receiver, Black only (use with Trans4mer only)	29166
Trans4mer Grille Guard, Chrome	33087
Light Bar, Chrome (*)	29170
Brush Guards, Chrome (Non-Wrap Around)	33603
Winch Carrier, Argent only (XD9i, X8i, XD9, M8, M6) ^J	29165
Winch Carrier, Argent only (HS95i, HS95)	39781
Winch Carrier, Argent only (M8274)	30040

Semi-Hidden Mount (HS95i, HS95, XD9i, X8i, XD9, M8, M6) ⁽¹⁷⁾⁽²³⁾	34701
--	-------

Multi-Mount Winch Frame (HS95i, HS95, XD9i, X8i, XD9, M8, M6) ^V	26370
Front Receiver	33088

Adapter Kit (use on vehicles without factory tow hooks)	37174
--	-------

'92-96 F-SERIES PICKUP 1/2, 3/4, 1 TON; BRONCO (INCLUDES COMMERCIAL F-350 & SUPER DUTY), '97 F-250 HEAVY DUTY & F-350

Black Classic Bumper (M12, HS95i, HS95, XD9i, X8i, XD9, M8274, M8, M6)	27630
Grille/Brush Guard, Black (optional) (Non-Wrap Around)	27632
Air Dam, Black (optional) ⁽¹⁾	28050

Chrome Classic Bumper (M12, XD9i, X8i, XD9, M8274, M8, M6)	27631
Grille/Brush Guard, Chrome (optional) (Non-Wrap Around)	27633
Air Dam, Chrome (optional) ⁽¹⁾	28050

Enforcer Bumper , Black (M12 ^K , HS95, XD9, M8, M6) ^{M,Y(1)}	27718
Hardware Kit (M12 ^K , HS95, XD9, M8, M6)	28025

Enforcer Bumper , Chrome (M12 ^K , HS95, XD9, M8, M6) ^{M,Y(1)}	25883
Hardware Kit (M12 ^K , HS95, XD9, M8, M6)	28025

Enforcer Bumper , Chrome with Air slots (M12 ^K , HS95, XD9, M8, M6) ^{M,Y(1)}	30613
Hardware Kit	28025

Multi-Mount Winch Frame ^V	26370
Front Receiver ^K	28070

Trans4mer Grille Guard, Black	29757
Light Bar, Black (*)	29395
Brush Guards, Black (Non-Wrap Around)	29781
Brush Guards, Black (Wrap with Ribs)	30557
Receiver, Black only (use with Trans4mer only)	29397

- FOOTNOTES:**
- A** Must be revision #FØ (or later) for '92-93 models.
 - J** Must be revision #BØ for 9000 winch PN 27550 or 28500.
 - K** Except models with far forward mounted stabilizer bar.
 - M** Roller Fairlead PN 5742 required.
 - V** 20'/6m Power Lead (PN 32963) or 24'/8m Power Lead (PN 32966) required for winching from rear.
 - Y** Use light kit PN 220412 or PN 220312 or PN 220332.
 - T** Available while supplies last.
 - (1)** Not recommended for Turbo Diesel models with air intake openings in bumper.
 - (4)** Moves factory bumper forward five inches.
 - (5)** Intended to be sold with PN 38772.
 - (13)** Will not fit 2WD models with coil springs. Will not fit Excursion
 - (14)** Must be Rev. BØ for '99-00 models.
 - (16)** Fits Series 9 or 12 commercial winch with 12"/304.8mm wide foot print.
 - (17)** Must be Rev. BØ for HS9000 winch PN 47550, 48500
 - (19)** Requires factory tow hooks or Adapter Kit PN 37174.
 - (22)** Roller Fairlead Cover 25580 recommended.
 - (23)** Roller Fairlead Cover 35363 recommended.
 - (24)** Cannot be used with optional factory driving lights.
 - (*)** Cannot be used with winch carrier when winch is mounted



Winch Mounting Systems

Application Chart

Trans4mer Grille Guard, Chrome.....	29758
Light Bar, Chrome (*).....	29396
Brush Guards, Chrome (Non-Wrap Around).....	29782
Winch Carrier, Argent only (HS95i, HS95, XD9i, X8i, XD9, M8, M6).....	29394
Winch Carrier, Argent only (M12, M8274).....	30030
Winch Carrier, Black, Com'l Series 9 & 12 (16).....	60420

'87-91 F-SERIES PICKUP 1/2, 3/4, 1 TON: BRONCO

Black Classic Bumper (M12, XD9i, X8i, XD9, M8274, M8, M6).....	26113
Air Dam, Black (optional).....	28050

Chrome Classic Bumper (M12, XD9i, X8i, XD9, M8274, M8, M6).....	26140
Air Dam, Chrome (optional).....	28050

Black Combo (M12, HS95i, HS95, XD9i, X8i, XD9, M8274, M8, M6) (Non-Wrap Around).....	22018
--	-------

Enforcer Bumper, Black (M12 ^K , HS95, XD9, M8, M6) ^{M,Y}	27718
Hardware Kit.....	25898

Enforcer Bumper, Chrome (M12 ^K , HS95, XD9, M8, M6).....	25883M,Y
Hardware Kit.....	25898

Multi-Mount Winch Frame (HS95i, HS95, XD9i, X8i, XD9, M8, M6) ^V	26370
Front Receiver.....	(6)

'80-86 F-SERIES PICKUP 1/2, 3/4, 1 TON: BRONCO

Black Classic Bumper (M12, XD9i, X8i, XD9, M8274, M8, M6).....	23162
Hardware Kit.....	25411

Chrome Classic Bumper (M12, XD9i, X8i, XD9, M8274, M8, M6).....	24702
Hardware Kit.....	25411

Black Combo (M12, HS95i, HS95 ⁽⁷⁾ , XD9i, X8i, XD9, M8274, M8, M6) (Non-Wrap Around).....	21852
--	-------

Enforcer Bumper, Black (M12 ^K , HS95, XD9, M8, M6) ^{M,Y}	27718
Hardware Kit.....	25890

Enforcer Bumper, Chrome (M12 ^K , HS95, XD9, M8, M6) ^{M,Y}	25883
Hardware Kit.....	25890

Multi-Mount Winch Frame (HS95i, HS95, XD9i, X8i, XD9, M8, M6) ^V	26370
Front Receiver.....	(6)

'78-79 BRONCO; '72-79 PICKUP 1/2, 3/4, 1 TON

Black Classic Bumper (M12, XD9i, X8i, XD9, M8274, M8, M6).....	23162
Hardware Kit.....	25413

Chrome Classic Bumper (M12, XD9i, X8i, XD9, M8274, M8, M6).....	24702
Hardware Kit.....	25413

'98-00 RANGER 4X4

Trans4mer Grille Guard, Black.....	37133
Light Bar, Black (*).....	29169
Brush Guards, Black (Non-Wrap Around).....	30146
Receiver, Black only (use with Trans4mer only).....	29166
Trans4mer Grille Guard, Chrome.....	37134
Light Bar, Chrome (*).....	29170
Brush Guards, Chrome (Non-Wrap Around).....	30147
Winch Carrier, Argent only (XD9i, X8i, XD9, M8, M6) ^J	29165
Winch Carrier, Argent only (HS95i, HS95).....	39781

Multi-Mount Winch Frame (HS95i, HS95, XD9i, X8i, XD9, M8, M6) ^V	26370
Front Receiver.....	38485

'93-97 RANGER

Trans4mer Grille Guard, Black ^H	29141
Light Bar, Black (*).....	29169
Brush Guards, Black (Non-Wrap Around).....	29167
Receiver, Black only (use with Trans4mer only).....	29166
Trans4mer Grille Guard, Chrome ^{H,T}	29142
Light Bar, Chrome (*).....	29170
Brush Guards, Chrome (Non-Wrap Around).....	29168
Winch Carrier, Argent only (XD9i, X8i, XD9, M8, M6) ^J	29165
Winch Carrier, Argent only (HS95i, HS95).....	39781

'92 RANGER

Black Combo (XD9i, X8i, XD9, M8, M6) (Non-Wrap Around) ^{U,L}	19730
Hardware Kit.....	28075

Chrome Combo (XD9i, X8i, XD9, M8, M6) (Non-Wrap Around) ^{U,W}	21824
Hardware Kit.....	28075

'89-91 RANGER, BRONCO II

Black Combo (XD9i, X8i, XD9, M8, M6) (Non-Wrap Around).....	19730
Hardware Kit.....	26462

Chrome Combo (XD9i, X8i, XD9, M8, M6) (Non-Wrap Around).....	21824
Hardware Kit.....	26462

'83-88 RANGER, BRONCO II

Black Combo (XD9i, X8i, XD9, M8, M6) (Non-Wrap Around) ^L	19730
Hardware Kit.....	19744

Chrome Combo (XD9i, X8i, XD9, M8, M6) (Non-Wrap Around) ^W	21824
Hardware Kit.....	19744

95-98 EXPLORER (EXCLUDES "LIMITED" MODEL, WILL FIT MERCURY MOUNTAINEER WITH MINOR UNSPECIFIED PLASTIC TRIMMING)

Trans4mer Grille Guard, Black.....	31769
Light Bar, Black (*).....	29169
Brush Guards, Black (Non-Wrap Around).....	30146
Receiver, Black only (use with Trans4mer only).....	29166

FOOTNOTES:

- H Must be revision #BØ (or later) for '95-97 models.
- J Must be revision #BØ for 9000 winch PN 27550 or 28500.
- K Except models with far forward mounted stabilizer bar.
- L Must be revision #FØ for 9000 winch PN 27550 or 28500.
- M Roller Fairlead PN 5742 required.
- T Available while supplies last.
- U Will not clear factory fog lights on STX models.
- V 20'/6m Power Lead (PN 32963) or 24'/8m Power Lead (PN 32966) required for winching from rear.
- W Must be revision #JØ for 9000 winch PN 27550 or 28500.
- Y Use light kit PN 220412 or PN 220312 or PN 220332.
- (6) Front Receiver applications (Does not fit diesels) '80-91 Pickup 1/2 Ton (2 & 4WD) and 3/4 Ton 2WD is PN 25862. '80-91 Pickup 3/4 Ton 4WD with leaf springs is PN 25852.
- (7) Must be Revision PØ to mount X8000i or XD9000i.
- (16) Fits Series 9 or 12 commercial winch with 12"/304.8mm wide foot print.
- (*) Cannot be used with winch carrier when winch is mounted



Winch Mounting Systems

Application Chart

Trans4mer Grille Guard, Chrome.....	31770
Light Bar, Chrome (*).....	29170
Brush Guards, Chrome (Non-Wrap Around).....	30147
Winch Carrier, Argent only (XD9i, X8i, XD9, M8, M6) J.....	29165
Winch Carrier, Argent only (HS95i, HS95).....	39781

Multi-Mount Winch Frame (HS95i, HS95) V.....	26370
Front Receiver (XD9i, X8i, XD9, M8, M6) (18).....	33040

'92-94 EXPLORER 2 & 4 DOOR MODELS (EXCLUDES "LIMITED" MODEL)

Black Combo (XD9i, X8i, XD9, M8, M6) (Non-Wrap Around).....	19730
Hardware Kit.....	28075

Chrome Combo (XD9i, X8i, XD9, M8, M6) (Non-Wrap Around).....	21824
Hardware Kit.....	28075

Multi-Mount Winch Frame (HS95i, HS95, XD9i, X8i, XD9, M8, M6) V.....	26370
Front Receiver.....	26509

'91 EXPLORER 2 & 4 DOOR MODELS

Black Combo (XD9i, X8i, XD9, M8, M6) (Non-Wrap Around) L.....	19730
Hardware Kit T.....	26371

Chrome Combo (XD9i, X8i, XD9, M8, M6) (Non-Wrap Around) W.....	21824
Hardware Kit T.....	26371

Multi-Mount Winch Frame (HS95i, HS95, XD9i, X8i, XD9, M8, M6).....	26370
Front Receiver.....	26509

JEEP

'98-00 WRANGLER TJ

Mounting Plate Kit (HS95i, HS95, XD9i, X8i, XD9, M8, M6) O.....	37170
Grille Guard Tube (use with 37170) (8).....	37171

'97-00 WRANGLER TJ

Mounting Plate Kit (M8274) (9).....	38671
-------------------------------------	-------

'97 WRANGLER TJ

Mounting Plate Kit (HS95i, HS95, XD9i, X8i, XD9, M8, M6) O.....	33090
Grille Guard Tube (use with 33090) (8).....	33091

'86-96 WRANGLER, YJ; '91 RENEGADE

Mounting Plate Kit (HS95i, HS95, XD9i, X8i, XD9, M8, M6).....	21390
---	-------

Mounting Plate Kit (M8274).....	21395
---------------------------------	-------

'86 & PRIOR CJ, SCRAMBLER

Mounting Plate Kit (M8274).....	11310
---------------------------------	-------

Mounting Plate Kit (HS95i, HS95, XD9i, X8i, XD9, M8, M6).....	13910
---	-------

'97-00 CHEROKEE (WILL NOT FIT GRAND CHEROKEE) (WILL NOT WORK WITH FACTORY TOW HOOKS)

Trans4mer Grille Guard, Black.....	39637
Light Bar, Black (*).....	29395
Brush Guards, Black (Non-Wrap Around).....	39563
Receiver, Black only (use with Trans4mer only).....	29397
Winch Carrier, Argent only (XD9i, X8i, XD9, M8, M6).....	29394

'84-96 WAGONEER, CHEROKEE, COMMANCHE (DOWN SIZE)

Trans4mer Grille Guard, Black.....	60766
Light Bar, Black (*).....	29395
Brush Guards, Black (Non-Wrap Around).....	39563
Receiver, Black only (use with Trans4mer only).....	29397
Winch Carrier, Argent only (XD9i, X8i, XD9, M8, M6).....	29394

New!

LAND ROVER

'94-98 DISCOVERY SERIES I

Multi-Mount Winch Frame (HS95i, HS95, XD9i, X8i, XD9, M8, M6) V.....	26370
Front Receiver.....	34697

LAND ROVER DEFENDER 90/110 (EXCLUDES AIR COND. MODEL)

Winch Bumper (M8274).....	38701
Grille Guard Tube.....	38704

MAZDA

'92-94 NAVAJO

Black Combo (XD9i, X8i, XD9, M8, M6) (Non-Wrap Around) L.....	19730
Hardware Kit.....	28075

Chrome Combo (XD9i, X8i, XD9, M8, M6) (Non-Wrap Around) W.....	21824
Hardware Kit.....	28075

'91 NAVAJO

Black Combo (XD9i, X8i, XD9, M8, M6) (Non-Wrap Around) L.....	19730
Hardware Kit T.....	26371

Chrome Combo (XD9i, X8i, XD9, M8, M6) (Non-Wrap Around) W.....	21824
Hardware Kit T.....	26371

Multi-Mount Winch Frame (HS95i, HS95, XD9i, X8i, XD9, M8, M6) V.....	26370
Front Receiver.....	26509

NISSAN

'86 1/2-'97 PICKUP 4WD

Black Combo (XD9i, X8i, XD9, M8, M6) (Non-Wrap Around) L.....	19730
Hardware Kit R.....	25629

Basic Winch Mount (No Tube) (XD9i, X8i, XD9, M8, M6) Z.....	27639
Hardware Kit R.....	25629
Pre-Runner Tube (optional) Q.....	28023

FOOTNOTES:

- J Must be revision #BØ for 9000 winch PN 27550 or 28500. L Must be revision #FØ for 9000 winch PN 27550 or 28500.
- L Must be revision #FØ for 9000 winch PN 27550 or 28500.
- O Will fit standard bumper and factory optional Jeep tube bumper.
- Q Must be used with basic winch mount.
- R Revision #CØ will fit '93-97 models.
- T Available while supplies last.
- V 20'/6m Power Lead (PN 32963) or 24'/8m Power Lead (PN 32966) required for winching from rear.
- W Must be revision #JØ for 9000 winch PN 27550 or 28500.
- Z Must be revision #CØ for 9000 winch PN 27550 or 28500.
- (8) Hard Winch Cover not compatible with Grille Guard.
- (9) Will not mount to Mopar accessory tube bumper.
- (*) Cannot be used with winch carrier when winch is mounted



Winch Mounting Systems

Application Chart

FOOTNOTES:

- G** For Tacoma, 29397 must be revision #DØ (or later).
- L** Must be revision #FØ for 9000 winch PN 27550 or 28500.
- Q** Must be used with basic winch mount.
- V** 20'/6m Power Lead (PN 32963) or 24'/8m Power Lead (PN 32966) required for winching from rear.
- Z** Must be revision #CØ for 9000 winch PN 27550 or 28500.
- (*) Cannot be used with winch carrier when winch is mounted

'87-92 4WD PATHFINDER

Black Combo (XD9i, X8i, XD9, M8, M6) (Non-Wrap Around) L	19730
Hardware Kit	25629
Basic Winch Mount (No Tube) (XD9i, X8i, XD9, M8, M6) Z	27639
Hardware Kit	25629
Pre-Runner Tube (optional) Q	28023

TOYOTA

2000 TUNDRA 2WD & 4WD

Trans4mer Grille Guard, Black	60097
Light Bar, Black (*)	29395
Brush Guards, Black (Two-Bar Wrap Around)	39900
Receiver, Black only (use with Trans4mer only).....	29397
Trans4mer Grille Guard, Chrome.....	60098
Light Bar, Chrome (*).....	29396
Brush Guards, Chrome (Two-Bar Wrap Around).....	39901
Winch Carrier, Argent only (HS95i, HS95, XD9i, X8i, XD9, M8, M6).....	29394

Multi-Mount Winch Frame (HS95i, HS95, XD9i, X8i, XD9, M8, M6)	26370
Front Receiver	60760

'98-00 TACOMA 4WD PICKUP, '98-00 PRERUNNER

Trans4mer Grille Guard, Black	37172
Light Bar, Black (*)	29395
Brush Guards, Black (Non-Wrap Around)	37195
Receiver, Black only (use with Trans4mer only) G	29397
Trans4mer Grille Guard, Chrome.....	37173
Light Bar, Chrome (*).....	29396
Brush Guards, Chrome (Non-Wrap Around).....	37196
Winch Carrier, Argent only (HS95i, HS95, XD9i, X8i, XD9, M8, M6).....	29394

Multi-Mount Winch Frame (HS95i, HS95, XD9i, X8i, XD9, M8, M6) V	26370
Front Receiver	33025

'95-97 TACOMA 4WD PICKUP

Trans4mer Grille Guard, Black	32522
Light Bar, Black (*)	29395
Brush Guards, Black (Non-Wrap Around)	32525
Receiver, Black only (use with Trans4mer only) G	29397
Trans4mer Grille Guard, Chrome.....	32523
Light Bar, Chrome (*).....	29396
Brush Guards, Chrome (Non-Wrap Around).....	32526
Winch Carrier, Argent only (HS95i, HS95, XD9i, X8i, XD9, M8, M6).....	29394

Multi-Mount Winch Frame (HS95i, HS95, XD9i, X8i, XD9, M8, M6) V	26370
Front Receiver.....	33025 rev.B0

'93-98 T-100 4WD PICKUP

Trans4mer Grille Guard, Black	29400
Light Bar, Black (*)	29395
Brush Guards, Black (Non-Wrap Around)	29167
Receiver, Black only (use with Trans4mer only).....	29397
Winch Carrier, Argent only (HS95i, HS95, XD9i, X8i, XD9, M8, M6).....	29394

HILUX, INTERNATIONAL VERSION, LATE MODEL, IFS SUSPENSION

Trans4mer Grille Guard, Black	39299
Light Bar, Black (*)	29169
Brush Guards, Black (Non-Wrap Around)	29167
Receiver, Black only (use with Trans4mer only).....	29166
Winch Carrier, Argent only (XD9i, X8i, XD9, M8, M6)	29165
Winch Carrier, Argent only (HS95i, HS95).....	39781
Basic Mount Packaged Complete with XD9000i Winch	39978

'96-98 4-RUNNER

Trans4mer Grille Guard, Black	34702
Light Bar, Black (*)	29395
Brush Guards, Black (Non-Wrap Around)	32525
Receiver, Black only (use with Trans4mer only).....	29397

THE INSIDE EDGE OF OUTER MONGOLIA, NOV. 2, 9:08 PM—
The time has come to rely on your gear. Because out here, cell phones don't work.
They haven't even been introduced



Winch Mounting Systems

Application Chart

Trans4mer Grille Guard, Chrome.....	34703
Light Bar, Chrome (*).....	29396
Brush Guards, Chrome (Non-Wrap Around).....	32526
Winch Carrier, Argent only (HS95i, HS95, XD9i, X8i, XD9, M8, M6).....	29394

Multi-Mount Winch Frame (HS95i, HS95, XD9i, X8i, XD9, M8, M6) V	26370
Front Receiver.....	33025 rev.B0

'92-95 4WD PICKUP, HILUX (EXCLUDES TACOMA)

Black Combo (XD9i, X8i, XD9, M8, M6) (Non-Wrap Around) L	19730
Hardware Kit.....	28069

Chrome Combo (XD9i, X8i, XD9, M8, M6) (Non-Wrap Around) W	21824
Hardware Kit.....	28069

Basic Winch Mount (No Tube) (HS95i, HS95, XD9i, X8i, XD9, M8, M6) Z	27639
Hardware Kit.....	28069
Pre-Runner Tube (optional) Q.....	28023

Multi-Mount Winch Frame (HS95i, HS95, XD9i, X8i, XD9, M8, M6) V	26370
Front Receiver.....	25873

'95-97 LANDCRUISER FJ80

Trans4mer Grille Guard, Black.....	33629
Light Bar, Black (*).....	29169
Brush Guards, Black (Non-Wrap Around).....	34141
Receiver, Black (use with Trans4mer only).....	29166
Winch Carrier, Argent only (XD9i, X8i, XD9, M8, M6) J.....	29165
Winch Carrier, Argent only (HS95i, HS95).....	39781
Winch Carrier, Argent only (M8274).....	30040

'90-94 LANDCRUISER FJ80

Black Combo (XD9i, X8i, XD9, M8, M6) X	26990
---	-------

'90-95 4-RUNNER; '89-91 4WD PICKUP, HILUX

Black Combo (XD9i, X8i, XD9, M8, M6) (Non-Wrap Around) L	19730
Hardware Kit F.....	24994

Chrome Combo (XD9i, X8i, XD9, M8, M6) (Non-Wrap Around) W	21824
Hardware Kit F.....	24994

Basic Winch Mount (No Tube) (XD9i, X8i, XD9, M8, M6) Z	27639
Hardware Kit F.....	24994
Pre-Runner Tube (optional) Q.....	28023

Multi-Mount Winch Frame (HS95i, HS95, XD9i, X8i, XD9, M8, M6) V	26370
Front Receiver.....	25873

'86-89 4 RUNNER; '86-88 4WD PICKUP, HILUX

Black Combo (XD9i, X8i, XD9, M8, M6) (Non-Wrap Around) L	19730
Hardware Kit.....	21077

Chrome Combo (XD9i, X8i, XD9, M8, M6) (Non-Wrap Around) W	21824
Hardware Kit.....	21077

Basic Winch Mount (No Tube) (XD9i, X8i, XD9, M8, M6) Z	27639
Hardware Kit.....	21077
Pre-Runner Tube (optional) Q.....	28023

Multi-Mount Winch Frame (HS95i, HS95, XD9i, X8i, XD9, M8, M6) V	26370
Frame Front Receiver.....	25873

UNIVERSAL FLATBED MOUNTING PLATES

Foot Forward Winch Mount (M12, HS95, XD9, M8274, M8, M6)	11078
---	-------

Foot Down Winch Mount (HS95i, HS95, XD9i, X8i, XD9, M8, M6)	13942
Mounting Plate Only (Foot Down Winch Mount) (HS95i, HS95, XD9i, X8i, XD9, M8, M6).....	60368

FOOTNOTES:

- F Must be revision #EØ for '92-95 4-Runner.
- J Must be revision #BØ for 9000 winch PN 27550 or 28500.
- L Must be revision #FØ for 9000 winch PN 27550 or 28500.
- Q Must be used with basic winch mount.
- V 20'/6m Power Lead (PN 32963) or 24'/8m Power Lead (PN 32966) required for winching from rear.
- W Must be revision #JØ for 9000 winch PN 27550 or 28500.
- X Must be revision #DØ for 9000 winch PN 27550 or 28500.
- Z Must be revision #CØ for 9000 winch PN 27550 or 28500.
- (*) Cannot be used with winch carrier when winch is mounted

NOTE: Warn designs and manufactures several different mounting systems to accommodate our recreational vehicle winches. When properly mounted, these systems do not interfere with the factory air bag system. This opinion is based on analysis by our engineers and a limited number of crash tests. When installing a winch mount on a vehicle, the installer should take care to ensure that placement of the mount does not interfere with the factory air bag sensors. In addition, the vehicle sensors should not be moved or modified in any way. It is not practicable to test every possible vehicle and winch mount combination and Warn has not attempted to do so. We recommend that the user check with the vehicle manufacturer and a reputable, qualified mechanic to determine whether a particular installation may interfere with the air bag system. The consumer should then make a personal decision as to the appropriateness of this accessory for the particular vehicle. Warn cannot and does not guarantee the proper operation of the vehicle's air bag system if the winch is mounted contrary to the vehicle manufacturer's recommendations.





New!

Warn® Light Bar

Warn Industries presents a whole new look for your truck. The Warn light bar highlights the lines of your truck, while providing a secure location to mount a multiple set of Warn lights.

The Warn light bar is made from tough 2" x .060" steel tubing which is mandrel bent and robotically welded for a precise fit. Designed specifically for each application, the bar is engineered to bolt-on in less than half an hour. To increase durability and protect against rust, the Warn light bar is powder coated argnet and comes complete with tube-caps.

The light bar is designed to be compatible with the Warn front receiver, so you can add a Warn winch on a Multi-Mount portable winch carrier for added versatility. Or, the light bar can be used with the Warn Semi-Hidden winch mount.



Slots allow for adjustable placement of lights, while providing a secure location to mount a multiple set of lights.

FOOTNOTES:

*Trimming required

Note: The Warn Light Bar is designed to mount accessory lights and for styling. It is not suitable for pushing or pulling

APPLICATIONS

'99 Ford Super Duty 250/350/Excursion*	60850
Extension Kit '99 Ford Super Duty for Hidden Winch Kit	61077
'00 Chevrolet Silverado/GMC Sierra 1500/2500 Pickup	61090
'01 Chevrolet Suburban/GMC Yukon XL 1500/2500	61090
'01 Chevrolet Tahoe/GMC Yukon	61090

Coming Spring 2001 for '97-00 Ford F-150/Expedition, '94-00 Dodge Ram 1500/2500



New!

Warn Bumpers for Jeep® Vehicles



Rear bumpers have a 2" receiver for using the Warn shackle bracket (PN29312) to increase your recovery options.

There's only one reason to introduce another bumper to the world for Jeep® vehicles. Because the Warn bumper incorporates our off-road experience to deliver a tough, durable well thought out product.

Let's start with the tapered ends for increased approach angles. The front bumpers have welded eyelets to mount D-shackles and pre-drilled holes to mount lights. The rear bumpers have a 2" receiver for using the Warn shackle bracket (PN29312) to increase your recovery options.

Available for Jeep brand CJs, YJs and TJs, the Warn bumpers are laser cut from 3/16" steel, then CNC formed, robotic-welded for precise fit and powder-coated for durability.

Jeep TJ

- Front bumper, TJPN 61853
- Rear bumper, TJPN 61854
- Optional Front Tube Grille Guard, TJPN 61855

Jeep YJ

- Front bumper, YJPN 61856
- Rear bumper, YJPN 61857
- Optional Front Tube Grille Guard, YJPN 61858

Jeep CJ

- Front bumper, CJ, '76+PN 61859
- Rear bumper, CJ, '76+PN 61860
- Optional Front Tube Grille Guard, CJ, '76+PN 61861

Front bumpers have welded eyelets to mount D-shackles (PN 13047) and pre-drilled holes to mount lights.



Winch Accessories

No one sits around the campfire thinking "how do you build a better snatch block?"

Well, actually, our engineers might. Because they know that proper winch accessories mean safe winching, with maximum performance. And when you use your Warn Winch with the correct accessories and enhancements, it becomes an even more versatile and productive tool.





*Winch Accessory Kit for winches up to 9000 lbs.
PN 25300*

WINCH ACCESSORIES

ACCESSORY KITS

Heavy-duty Accessory kit (for winches up to 12000 lbs.)

Snatch block, tree protector, shackle, gloves, choker chain, 3"x30' (76.2mmx9.14m) Recovery Strap, camouflage soft case.
PN 29460

Accessory Kit (for winches up to 9000 lbs.)

Snatch block, 2" x 8' (5cm x 2.4m) tree trunk protector, shackle, gloves, 10' of 5/16" (3m of 8mm) grade 7 choker chain with hooks, Red Cordura® heavyweight nylon soft case. Four internal pockets for organizing your accessories.
PN 25300

Red Cordura® nylon soft case only

PN 26081

Camouflage bag with accessory kit described above.

PN 37880

Camouflage bag only

PN 37881

Warn Recovery Kit.

Designed to aid in the recovery of a vehicle. Contains Receiver Bracket, Hitch Pin, 3/4" Shackle, Warn Gloves, 3" x 30' Recovery Strap and a Cordura® Nylon soft case.
PN 34024





WINCHING ACCESSORIES


Leather/cotton winching gloves. Essential for proper handling of wire rope (Shown above). **PN 14042**

Hook Strap. Essential for proper handling of hook. **PN 38293**

10'/3m Choker Chain. **PN 26083**

Extension Winch Cable with Loop Ends 5/16" x 50' (5mm x 15m). **PN 25430**

Extension Winch Cable with Loop Ends 3/8" x 75' (10mm x 23m). **PN 25431**



Receiver Shackle Bracket
PN 29312

Receiver Shackle Bracket
Combines a heavy-duty receiver bracket with a 3/4", 20mm shackle. Utilizes a standard Class III receiver hitch as a recovery point for off-road use. Fits all standard Class III hitches. **PN 29312**

Shackle for Rigging Attachment 3/4", 20mm (9500 lbs./4309 kgs.) for M6000 and larger winches. **PN 13047**

Shackle (4000 lbs./1814 kgs. weight and under) **PN 28884**



From left to right: Heavy-duty snatch block PN 15640, Shackle for rigging attachment PN 13047, Snatch Block PN 8555

Heavy-duty snatch block 9000 lbs./4082kg to 24000 lbs./10886 kgs. (for M12000 winch). Snatch blocks double the pulling power of any winch, or aid in angled pulls. They also reduce heat build up and amp draw. **PN 15640**

Snatch Block 7000/3175 kgs. to 16000 lbs./7258 kgs. (for the M6000 to the XD9000i winches) **PN 8555**

Snatch Block (0 to 7000 lbs./3175 kgs. weight) **PN 28881**

Tow Hook-Black (8000 lbs./3629 kgs.). Tow hooks increase your recovery options. Includes mounting hardware. **PN 13230**



Tow Hook-Chrome (8000 lbs./3629 kgs.). Tow hooks increase your recovery options. Includes mounting hardware. **PN 13200**

Accessories for Self Recovery Winches

REMOTE CONTROL

Remote Control (for vehicle mounted winch, 3 or 5 prong with plastic plug) 12'/3.7m lead and rubber hand grip. Comes standard with Self-Recovery winches. **PN 38626**

Remote Control (for vehicle mounted winch, 3 or 5 prong with plastic plug) 39.3 ft. 12m lead and rubber hand grip. Comes standard with Self-Recovery winches. **PN 13447**



Remote Control.
PN 38626

RECOVERY STRAPS

Premium Recovery Strap. With sliding wear sleeve, 2" x 30' (5cm x 9m), 14400 lbs./8165 kgs. Made of tough, high-quality nylon web encasing red warning marker to indicate damaged webbing. 18"/457mm Cordura® nylon sliding sleeve helps prevent excessive wear caused by exposure to sharp objects. Loops are reinforced with abrasion-resistant Cordura® wear pads. **PN 29898**



Premium Recovery Strap
PN 29898

Premium Recovery Strap. With sliding wear sleeve, 3" x 30' (8cm x 9m), 21600 lbs./9797 kgs.) **PN 29899**

Standard Recovery Strap. With nylon webbing absorb the shock of heavy pulls, while the elastic rebound energy aids in quick recovery. 2" x 30' (5cm x 9m) 14400 lbs./6531 kgs **PN 11391**

Standard Recovery Strap. 3" x 30' (8cm x 9m), 21600 lbs./9797 kgs. **PN 11392**

Tree Trunk Protector. 2" x 8' (5cm x 2.4m) allows a tree to be used as a safe, stable winch anchor, and protects the tree from damage. **PN 25322**



Standard Recovery Strap PN 11392



Tree Trunk Protector
PN 25322

ADDITIONAL ACCESSORIES

Receiver Hitch Cover. Solid aluminum billet with CNC'd logo. Heavy gauge steel shank tubing. Tough powder coat finish. Does not include hitch pin. Fits all Class III receivers. **PN 34698**

Receiver Plug. Simple push-in plug for all receivers, front or rear. Gives a clean subtle appearance while protecting from debris entry. Also protects lower leg from sharp corners of the receiver tube. Semi-hard black rubber-like material. **PN 37509**



Receiver Hitch Cover PN 34698



Receiver Plug PN 37509


FAIRLEADS

Roller Fairlead (For Z3500 winch only) **PN 29256**

Hawse Fairlead for Z3500 winch **PN 36299**

Hawse Fairlead (For winches over 4000 lbs./1814 kgs.) **PN 7608**

Roller Fairlead Reduces cable wear, especially on pulls at severe angles. For winches over 4000 lbs. **PN 5742**



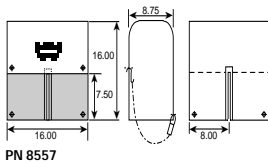
Roller Fairlead PN 5742

Accessories

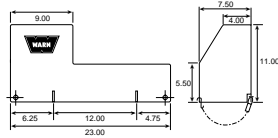
For Self Recovery Winches



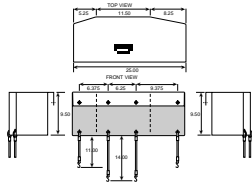
Soft Winch Cover for M8274 PN 8557



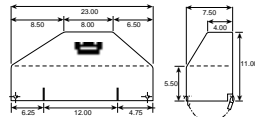
PN 8557



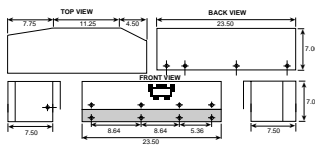
PN 13916



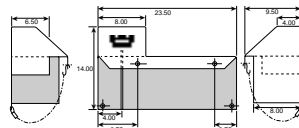
PN 15639



PN 13917



PN 18250



PN 13918



Hard Cover for the XD9000i on the Transformer Mounting System PN 34035

New!

Roller Fairlead with Cover, Standard Mounting Kit PN 60390



SOFT WINCH COVERS

Warn soft winch covers are made of durable nylon-backed vinyl, and hold securely with elastic bungee cord fasteners.

Soft Cover for Full-Size Pickups/4x4s (M8274) **PN 8557**

Soft Cover for Full-Size Pickups/4x4s (XD9,HS95, M8) **PN 13918**

Soft Cover for CJ, Land Cruisers, Flatbed Mount (M12) **PN 15639**

Soft Cover for CJ, Land Cruisers, Flatbed Mount (M8274) **PN 8557**

Soft Cover for CJ, Land Cruisers, Flatbed Mount (XD9, XD9i, HS95, HS95i, M8, X8i) **PN 13917**

Fits Mid-Size Pickups/4x4s (HS95, XD9, M8, M6, and Multi-Mount System) **PN 13916**

Soft Cover for Winches with Remote Mounted Solenoid Box (HS95, XD9, M8, M6) **PN 18250**

Soft Cover for HS95i, XD9i, and X8i on Classic or Modular Mounting System **PN 18250**

Soft Cover for HS95i, XD9i and X8i on Combo or Multi-Mount System **PN 13917**

HARD WINCH COVERS

Hard Winch Covers are made from Armor Guard™ high impact co-laminate. They resist tearing, protect from weather and debris. Modern styling and an aerodynamic design.

Hard Cover for the XD9i/X8i with roller fairlead only. (Trans4mer only, does not fit the HS95i or Rio Grande Mounting Kit) **PN 34035**

Hard Cover for Jeep YJ (Does not fit HS95i) **PN 34700**



Hard Cover for the Jeep YJ PN 34700

ROLLER FAIRLEAD COVERS

Roller Fairlead Covers are made of high-strength ABS co-laminate and attach easily to fairlead.

Roller Fairlead Cover (Standard Mounting Kit—does not fit Rio Grande Mounting Kit) **PN 60390**

Roller Fairlead Cover (Mid Frame Rio Grande) **PN 60393** New!

Roller Fairlead Cover (Large Frame Rio Grande) **PN 60395** New!

Roller Fairlead Cover, Enforcer Bumper **PN 25584**

Roller Fairlead Cover, Semi-Hidden Kit (F150 & Silverado only—not Sierra) **PN 35363**

Roller Fairlead Cover, Semi-Hidden Kit (Sierra & Super Duty) **PN 25580**



Accessories for Self Recovery Winches



Heavy-duty Power Lead
Quick Connector PN 22680

Heavy-duty 8'/4m, 4 gauge
cable PN 23264

QUICK CONNECT POWER ACCESSORIES

Quick Connect power accessories provide a safe and simple power source for portable winches and booster cables.

HEAVY-DUTY QUICK CONNECTORS FOR WINCHES OVER 2500 LBS.

Heavy-duty Quick Connectors (no Power Lead). Two large connectors for 2 to 4 gauge cable. **PN 22680**

Heavy-duty 28"/71cm Power Lead with Quick Connector. Two 4 gauge cables, eye terminal to Quick Connector. **PN 36080**

Front Heavy-duty 6'/1.8m Power Lead with Quick Connector. Two 4 gauge cables, eye terminal to Quick Connector. **PN 26405**

Front Heavy-duty 8'/2.4m Power Lead with Quick Connector. Two 4 gauge cables, eye terminal to Quick Connector. **PN 23264**

Rear Heavy-duty 20'/6m Power Lead Cable Kit (connect eye terminal to battery), Quick Connector, Power Interrupt kit, and dust cover. **PN 32963**

Rear Heavy-duty 24'/8m Power Lead Cable Kit, Quick Connector, Power Interrupt Kit (connect eye terminal to battery), and dust cover **PN 32966**

Quick Connect Dust Cover, Heavy-duty **PN 25933**

MEDIUM-DUTY QUICK CONNECTORS FOR WINCHES UNDER 2500 LBS.

Medium-duty Quick Connectors.
For 6-12 gauge cable. **PN 22681**

Medium-duty 18"/46cm Power Lead with Quick Connector. Two 4 gauge cables, eye terminal to Quick Connector. **PN 23321**

Medium-duty 8'/2.4m, Power Lead with Quick Connector. Two 4 gauge cables, eye terminal to Quick Connector. **PN 23243**

Medium-duty 20'/6m, Power Lead Kit (4 gauge cable) with Quick Connector, 20'/6m ground and Power Interrupt Switch. **PN 33541**

BOOSTER CABLES

16'/5m Booster Cable Kit. Includes 4'/1.2m 4 gauge copper battery connector cables, 16'/5m 4 gauge copper twin cables with connector and clamps, a connector dust cover, battery attachment hardware. The heavy-duty 4 gauge copper booster cable system provides safe, convenient battery operation. **PN 26769**

16'/5m Cable w/connector and clamps. Same cable assembly as provided in PN 26769; for use with Warn's Heavy-Duty Quick Connect system. **PN 26771**



Booster Cable Kit PN 26769

BATTERY ISOLATOR

Dual Battery Isolator. 95 Amp Rated. Fits '85 and newer GM and Toyota vehicles, except '73-'76 Jeep vehicles (see GM Connector Kit below). **PN 22630**

Dual Battery Isolator. 120 Amp Rated. **PN 28022**

GM Isolator Connector Kit. Required item when installing the PN22630 isolator on '86 and newer GM applications. **PN 36494**

Dual Battery
Isolator PN 22630



POWER INTERRUPT

Power Interrupt Kit. Allows you to connect aftermarket accessories to a battery lead and then disconnect power from a dash mounted switch. Recommended by Warn for extra protection. **PN 32959**



Power Interrupt Kit PN 32959

Warn Hubs

These days, finding a company whose product is made in America is rare. Finding a company which actually stands for something, even more so. For the past 50 years, Warn has stood for rugged durability off road. And nowhere is that more evident than in our hubs. Since 1948, our hubs have been proven on the most extreme vehicles, in the most extreme conditions—from the frozen tundra of Alaska right down to the equally frozen borders of Antarctica.

Today, Warn Hubs feature a strong, corrosion-resistant, die-cast alloy body. Precision tolerances result in lengthened hub life, increased contact area and reduced driveline lash.

We could have used lower-cost sandcast steel. But then these wouldn't be Warn hubs, would they? For maxed-out durability, all Warn Hubs use a 4140 chrome-moly steel inner-drive gear and clutch ring which combine for a durable, high-strength hub. It's all protected from the elements by high quality gaskets or O-rings on all mating surfaces. Small wonder our manual hubs come with a lifetime warranty.

Maybe such attention to detail is why Warn hubs are the choice of darn near every vehicle OEM using hubs. The world's leading 4WD manufacturers put their faith in Warn hubs. You can too.





Premium Manual Hubs

The Warn Premium Hub is a no-compromise hub designed for the hardcore off-roader or truck owner who will accept nothing less than the industry standard in performance.

The all metal construction and ZA Alloy dial ensure years of reliable functioning. This dial requires a full 9/10ths of a turn to ensure positive engagement of the inner drive gear to the clutch ring. To make sure they stay engaged, Warn premium hubs use a thick internal wave spring and heavy dial detents.

We know our premium hubs will be used hard, so we build them to last. We're so confident, that all Warn hubs are covered by a lifetime limited warranty.

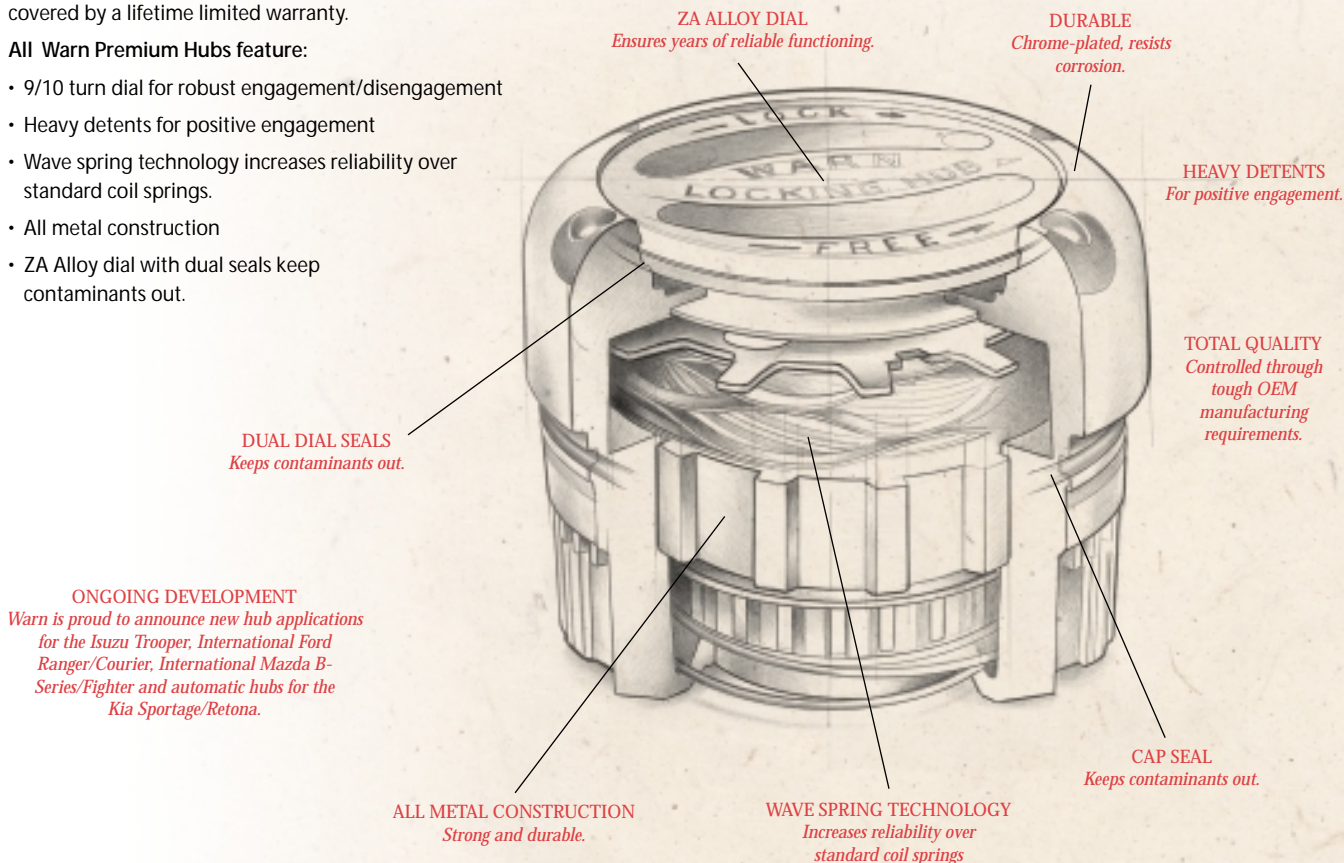
All Warn Premium Hubs feature:

- 9/10 turn dial for robust engagement/disengagement
- Heavy detents for positive engagement
- Wave spring technology increases reliability over standard coil springs.
- All metal construction
- ZA Alloy dial with dual seals keep contaminants out.

Standard Manual Hubs

Warn Standard Hubs are the ideal choice for OEM hub replacement. These are the same basic hubs Warn has supplied to OEMs around the world. Warn standard hubs share many features with our premium hubs such as a 4140 steel clutch ring and inner drive gear, and a precision cast hub body .

Warn's standard hubs are available in three styles to fit most 4wd vehicles: Internal Mount, External Mount and Flange Mount.



4WD Hubs

Application Chart



	Year	Cautionary Footnotes	Spline Count	Standard Manual PN	Premium Manual PN	Spindle Nut Kit Std/Prem	Hub Service Kit Std	Prem
CHEVROLET/GMC								
	'69-91	G, H	19	9790	20990	32720	11967	20825
	'69-87	G, H	19	9790	20990	32720	11967	20825
	'60-76	G	19		9072			7302
	'77-87	G, H	19	9790	20990	32720	11967	20825
	'76-87	H	30	11690	38826	32721	11714	
	'88-90	H	30	11690	38826	32721	11714	
	'89-00	J	26	39198	34581			7309
DODGE								
	'57-68		19		9072			7302
	'69-74		19	9790	20990		11967	20825
	'80-93		19	9790	20990		11967	20825
	'90-93		30	11690	38826		11714	
	'57-74		19		9072			7302
	'90-93		30	11690	38826		11714	
FORD								
	'83-89	E, D	23	29070		27988		39128
	'90-94	D, E	27	29071		27997		39128
	'90-97	E, D	27	29071		27997		39128
	'66-96	B, G, H	19	9790	20990	32720	11967	20825
	'59-96	B, G, H	19	9790	20990	32720	11967	20825
	'59-75		19	9790	20990		11967	20825
	'77-97	H	19	9790	20990	32720	11967	20825
	'63-77	G	19	9072				7302
	'76-77.5		19	29063				7302
	'78-97	H	30	11690	38826	32721	11714	11714
	'78-97	H	30	11690	38826	32721	11714	11714
	'99+		30	11690	38826		11714	11714
	'99-01		26	61572				
INTERNATIONAL HARVESTER								
	'61-70		10		29062			7300
	'71-80		27		9062			7300
	'68-75		19	9790	20990		11967	20825
	'56-72		19		9072			7302
ISUZU								
	'83-86		24		61424			61692
	'87-93		26		61385			61693
JEEP								
	'71 & Prior	A	10		29062			7300
	'72-80	G	27		9062			7300
	'81-86	F	27	28751				
	'66-71		10		29062			7300
	'72-73		27		9062			7300

Cautionary Footnotes:

A Very early vehicles may require that the threaded axle end be cut off.

B Will not fit '87-early '88 model vehicles, flange mount. (Dealer item only. See Ford parts & service).

D Very early '90 vehicles with 23 tooth axle spline require 1989 model hubs.

E When replacing factory automatic hubs with manual hubs, you must also purchase Spindle Nut Conversion Kit #27988 for '83-'89 vehicles; Conversion Kit #27997 for '90-'97.

F Will not fit vehicles with factory optional chrome wheels.

G Vehicles with full-time 4WD will require a transfer case conversion kit.

H When replacing automatic 3 hole cap screw hubs with manual hubs,

New!

you must purchase corresponding spindle nut conversion kit per application chart.

J Not for front axle disconnect systems.





4WD Hubs Application Chart

	Year	Cautionary Footnotes	Spline Count	Standard Manual PN	Premium Manual PN	Spindle Nut Kit Std/Prem	Hub Service Kit	
							Std	Prem
Gladiator, Wagoneer, Pickup.....	'73 & Prior		10.....		29062			7300
Full size Wagoneer, Cherokee, J-10 Pickup, Commander	'74-91	G	19	9790	20990		11967	20825
J-20 Pickup (heavy axle)	'72-76		19		9072			7302
J-20 Pickup	'77-87		19	9790	20990		11967	20825
J4800 Pickup, Camper Spl	'69-74		10		6094			7302
Jeep Station Wagon, Pickup	'65 & Prior		10		29062			7300
KIA								
Sportage, Retona	'95-01		26	60247				
Sportage, Retona	'95-01		26			Automatic Locking Hubs 61918		New!
MAZDA								
Pickup	'94-97	E	27	29071		27997		
Navajo	'90-94	E	27	29071		27997		
B Series, Fighter, Int'l only	'99-01		26	61572				New!
NISSAN								
Pickup	'84-86.5	I	26		29087			29061
Pickup, Pathfinder	'86.5-89	I	27		28739			29061
Pickup, 4 cylinder	'90-93	I	27		28739			29061
Pickup (incl. Frontier), 4 cyl	'94-01	I	28		29091			29061
Pickup (incl. Frontier), Pathfinder, 6 cyl	'90-01	I	28		29091			29061
Xterra	'00	I	28		29091			29061
SUZUKI								
Samurai, Sierra	'82-01	J	26		34581			7309
Sidekick, X-90, Vitara, Escudo	'89-01	J	26	39198	34581			7309
TOYOTA								
Pickup, Hilux, 4-Runner, with ADD	'86-95	C	26		28761	29918		7309
Landcruiser	'63-75		6		28781			7309
Landcruiser	'76-87	C	30		28771	29918		7309
Pickup, Hilux, 4-Runner	'76-85	C	30		28771	29918		7309
T100	'93-99	C	26		28761	29918		7309
T100, W/ADD	'93-99		26		28761	29918		7309
Van, Previa	'86-92	C	26		28761	29918		7309
Tacoma(w/factory man.hubs)	'95-01		26		60459			7309
Hilux Int'l with Torsion bar susp	'98-01	C			28761	29918		7309

- Cautionary Footnotes:**
- C** When replacing factory automatic hubs with manual hubs, you must also purchase Spindle Nut Conversion Kit #29918 (except for ADD).
 - E** When replacing factory automatic hubs with manual hubs, you must also purchase Spindle Nut Conversion Kit #27988 for '83-'89 vehicles; Conversion Kit #27997 for '90-'97.
 - G** Vehicles with full-time 4WD will require a transfer case conversion kit.
 - I** Hub Set includes Stud Kit (PN 38003)
 - J** Not for front axle disconnect systems

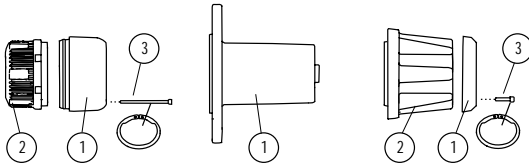
4WD HUBS AND AXLES

4WD Hubs

Application Chart

HUB SERVICE PARTS

Set PN	Each PN	① Cap Assy	② Body Assy	③ Hardware	Hub Service Kit	Stud Kit
6094	7277	N/A	N/A	N/A	7302	34696
9062	9063	N/A	N/A	N/A	7300	34696
9072	9073	N/A	N/A	N/A	7302	34696
9790	9791	13112	13113	34594	11967	
11690	11689	13108	13109	35150	11714	
20990	20991	21526	21529	34595	20825	
28739	27219	N/A	N/A	N/A	29061	38003
28751	28750	N/A	N/A	N/A		34696
28761	28760	N/A	N/A	N/A	7309	
28771	28770	N/A	N/A	N/A	7309	
28781	28780	N/A	N/A	N/A	7309	
29062	9098	N/A	N/A	N/A	7300	34696
29063	29907	N/A	N/A	N/A	7302	34696
29070	29076	N/A	N/A	N/A	39128	
29071	27780	N/A	N/A	N/A	39128	
29087	29094	N/A	N/A	N/A	29061	38003
29091	29092	N/A	N/A	N/A	29061	38003
34581	34582	N/A	N/A	N/A	7309	
60459	60460	N/A	N/A	N/A	7309	
61424					61692	
61385					61693	



4WD MANUAL HUBS WARRANTY Warn manual hubs carry a life-time limited warranty. Dealers, Distributors, Warn Industries Service Centers and Factory Hub Service Department honor the warranty according to the terms and conditions specified in the "Warn Hubs Limited Warranty." The warranty is printed on every hub Installation Instruction Sheet.

4X4 VACUUM ACTUATOR PN 34760

Replaces the original equipment thermal actuator on the following vehicles:

- '88-97 GMC/ Chevrolet K1500, K2500, K3500 model 4WD trucks.*
- '92-97 GMC/Chevrolet Suburban*
- '95-97 GMC Yukon/Chevrolet Tahoe*
- '92-94 GMC Jimmy/Chevrolet Blazer

* Will not fit '96-97 7.4 L gas application.

Note: '92 and some '93 w/diesel engine do not have a belt driven vacuum pump. The Vacuum Actuator cannot be installed without some type of pump (electric or belt driven).



FASTENER KITS

Fastener Kit for 9790 (6 screws in each kit)	34594
Fastener Kit for 20990 (6 screws in each kit)	34595
Fastener Kit for 11690 (6 screws in each kit)	35150
Fastener Kit for 38826 (6 screws in each kit)	35150





Hub Fuse™

New!

Designed for the special needs of hardcore competition rockcrawlers, here is a cure for most of the broken U-joint blues. The Warn Hub Fuse replaces the standard clutch ring in Warn hubs. It is designed to give before an expensive and difficult to replace U-joint. A spent Hub Fuse can be replaced in minutes on the trail with standard tools and costs much less than a U-joint.

Here's the story: The standard Warn Premium hublock clutch ring is designed to withstand over 80,000 inch-pounds of pressure, a 297x U-joint will normally break at around 55,000 inch pounds, in a straight ahead condition (considerably less at an angle). The Hub Fuse is designed to work up to about 46,000 inch pounds.

So when the Hub Fuse works, it strips the teeth. So the competitor pulls the cap, replaces the spent Hub Fuse, then replaces the cap and gets back into competition quickly. It could be the difference between making history and being a footnote.

Fits all 1/2 ton (3-inch) internal mount hublocks and all external mount hublocks with triangles next to the 4x4 and 4x2 on the chrome cap. **PN 60863** (sold in pairs).



NOTE:

The Warn Hub Fuse is not compatible with Detroit Locker/NoSpin.

23 MILES NE OF WARN HEADQUARTERS, COLUMBIA
GORGE. AUG. 17, 6:37 AM—When you make
aftermarket 4WD products you like to torture test
products on the way to work.



Warn Axles

Ordinary steel? Or aircraft alloy steel? Tough decision. Unless you're writing specs for Warn axle products. Warn's philosophy is simple: build axles tougher than the rocks they crawl over. You'll find 4340 chrome/nickel aircraft alloy forms the heart of our axle products. It has far better fatigue and strength characteristics than the mild steel used in most other axles.

During our proprietary forging process, every axle is splined by CNC machining and then heat treated for maximum strength. This gives the Warn axles a yield strength of 230,000 psi. Sound a little better than a stock axle's 90,000 psi or the average aftermarket axle's 125,000 psi? You bet it does.

Warn Axle products include: Full-float Rear Axles, High-strength Front Axles and Front Hub Conversion Kits. After what you've just read, would you consider anything else?



Full Float Rear Axles

Floating axles eliminate the solid axle having to support the weight of the vehicle as well as hold the wheels on. Because of the high yield strength of the Warn axle, you'll also find the largest spline count possible, limited only by the differential. The internal splined wheel hubs eliminate bolts and are guaranteed never to loosen. Warn also includes spring-loaded lipseals in the wheel hubs and spindles. O-ring seals are used on the hub lock interface. Disk Brake Brackets are available that are specifically designed to work with the Warn Floating Axle kits.

Warn full-floater kits with internal mount wheel hubs are now sold as a two part number system: a "foundation" kit and then your choice of drive flanges or hubs. Drive flanges are designed for people who do not flat tow or who experience excessive driveline backlash with a mechanical locker.

Heavy Duty Front Axles

Rigs that play hard such as Jeeps, Broncos, Scouts and Blazers can now get the Warn high strength 4340 alloy axles up front.

Warn axles are machined to accept a full-circle retaining ring which reduces the possibility of a U-joint cap slipping out, a leading cause of u-joint failure. They also allow the owners of early Dana 30 front axles with 260x U-joints to upgrade to the more robust 297x U-joint.

Warn axle shafts have proven more robust than stock axles and will normally survive a u-joint failure. Warn high-strength axles are warranted for the life of the original owner against all manufacturer's defects. However, because of individual driving styles, Warn will not warranty damaged axles yokes that were the result of a U-joint failure.

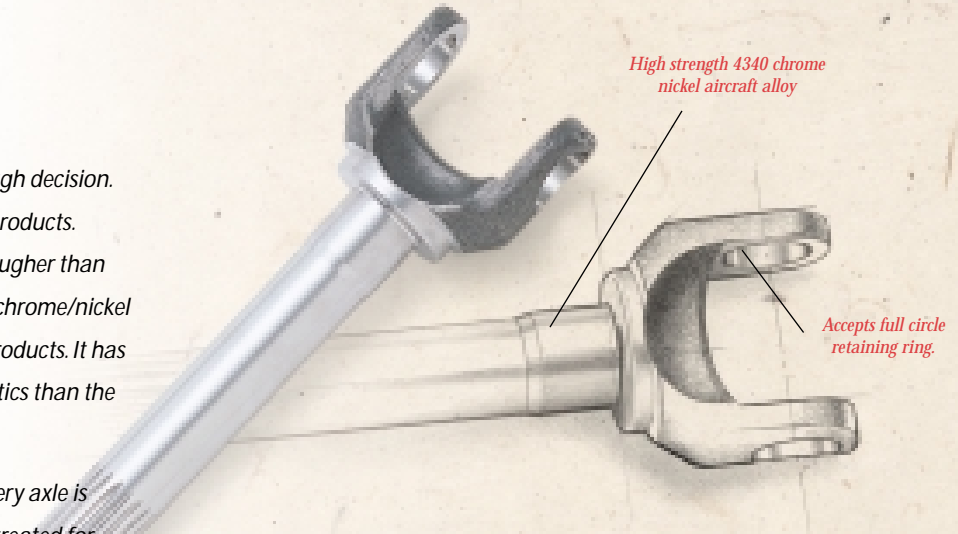


Front Hub Conversion Kits

Warn front hub conversions are engineered to make your vehicle more functional and durable.

For 1984 and newer Jeep Cherokees and '87 and newer Wranglers, Warn's front hub conversion allows you to use our flange mount hubs. Being able to disengage the front driveline improves drivability, reduces vehicle wear and increases mileage. Manual locking hubs are also highly recommended when using a front locking differential. For severe duty use these vehicles can also be equipped with Warn's 5 x 5.5 internal mount premium hubs.

Jeep and Scout owners can upgrade to Warn's 5 x 5.5 premium internal mount hubs. The internal mount design is more robust and eliminates the possibility of loose hubs.



4WD HUBS AND AXLES



High Strength Alloy Front Axles

Application Chart

NOTES:

- * Not for closed knuckle applications
- * Axle shafts are measured from the center of the U-joint to the end of the axle splines.
- 1 Blank axles are without differential splines, they are intended for custom length axles.
- 2 Use only with Warn's Front Hub Conversion
- 3 Must be used with Warn spindles or the stock spindles must be bored to 1.350"

	Year	PN	Length	Splines	U-Joint
INNER AXLE SHAFTS					
Chevrolet Corporate Pickup, Blazer (Left)	'79-87	39252	19.15	28	297X
Chevrolet Corporate Pickup, Blazer (Right)	'79-87	39253	35.46	28	297X
Chevrolet Dana 44 Pickup, Blazer (Left)	'69-78	38809	18.31	30	297X
Chevrolet Dana 44 Pickup, Blazer (Right)	'69-78	39529	36.13	30	297X
Ford Bronco (Left)	'67-71	38806	18.44	27	297X
Ford Bronco (Right)	'67-71	38807	28.06	27	297X
Ford Bronco (Left)	'71-77	38809	18.31	30	297X
Ford Bronco (Right)	'71-77	38810	27.94	30	297X
Ford Pickup, Full Size Bronco (Right)	'68-79	39144	33.91	30	297X
Ford Pickup, Full Size Bronco (Left)	'68-79	39143	18.91	30	297X
International Scout II (Left)	'71-80	38790	32.91	30	297X
International Scout II (Right)	'71-80	38808	14.78	30	297X
Jeep CJ (Left)	'72-81	38789	27.01	27	297X
Jeep CJ (Right)	'72-81	38803	14.14	27	297X
Jeep CJ7 (Left)	'82-86	38804	28.69	27	297X
Jeep CJ7 (Right)	'82-86	38805	15.82	27	297X
Jeep Wagoneer (Left)	'74-79	39339	33.19	30	297X
Jeep Wagoneer (Right)	'74-79	38808	14.69	30	297X
Jeep Wagoneer (Left)	'80-84	39461	32.12	30	297X
Jeep Wagoneer (Right)	'80-84	39459	15.8	30	297X
Jeep Wrangler (Left)	'87+	38821	16.63	27	297X
Jeep Wrangler (Right)	'87+	38875	32.25	27	297X
Inner Blank ¹		61553	22.00	Blank	297X
Inner Blank ¹		61554	36.25	Blank	297X

OUTER AXLE SHAFTS					
Chevy K-10, Blazer	'73-87	38815	9.94	19	297X
Ford Bronco, F-150	'71-79	38816	9.72	19	297X
Jeep CJ/Scout II	'72-86	39105	8.72	27	297X
Jeep CJ/Scout II ³	'72-86	38248	8.72	30	297X
Jeep Wagoneer (Disk Brake)	'74-83	38815	9.94	19	297X
Jeep Wagoneer (Drum Brake)	'74-76	38816	9.72	19	297X
Jeep Wrangler ²	'87-94	38098	8.31	27	260X
Jeep Wrangler ²	'95+	37774	8.31	27	297X



Outer Shaft for Jeep CJ



Inner Shafts



Front Spindle

	Year	Axle	PN
FRONT SPINDLES			
JEEP CJ	'79-86	Disc Brake	38103
SCOUT II	'74-82	Disc Brake	38105



Front Hub Conversions

Application Chart

REPLACEMENT HUB LOCKS AND DRIVE FLANGES

	Spline Count	PN
Front Hub Conversion (Each)	27 Spline	37731
Front Hub Conversion (Set)	27 Spline	36940
Front Hub Conversion (Each)	30 Spline	60588
Front Hub Conversion (Set)	30 Spline	60165
Flange Mount Hublock (Each)	27 Spline	37781
Flange Mount Hublock (Set)	27 Spline	37780
Flange Mount Hublock (Each)	30 Spline	38428
Flange Mount Hublock (Set)	30 Spline	38370
Standard Duty Rear Full Floater Hublock (Each)	27 Spline	61902
Standard Duty Rear Full Floater Hublock (Set)	27 Spline	60163
Standard Duty Rear Full Floater Hublock (Each)	30 Spline	37730
Standard Duty Rear Full Floater Hublock (Set)	30 Spline	36655
Heavy Duty Rear Full Floater Hublock (Each)	30 Spline	39302
Heavy Duty Rear Full Floater Hublock (Set)	30 Spline	39301
Heavy Duty Rear Full Floater Hublock (Each)	35 Spline	38787
Heavy Duty Rear Full Floater Hublock (Set)	35 Spline	38786
Hub Seal Kit, Standard or Heavy Duty	—	60364
Standard Duty Drive Flange (Set)	27 Spline	39344
Standard Duty Drive Flange (Set)	30 Spline	39340
Heavy Duty Drive Flange (Set)	30 Spline	39345
Heavy Duty Drive Flange (Set)	35 Spline	39346

FRONT HUB CONVERSION

	Year	Hub Lock Splines	PN
International Harvester Scout ¹	'71-80	27 Spline	37132
International Harvester Scout ¹	'71-80	30 Spline	61650
Jeep CJ ¹	'72-86	27 Spline	37132
Jeep CJ ¹	'72-86	30 Spline	61650
Jeep Wrangler/Cherokee (using 260X U-Joint) ^{2,3,5}	'84-94	27 Spline	38006
Jeep Wrangler/Cherokee (using 297X U-Joint) ^{2,3,5}	'95+	27 Spline	38007
Jeep Wrangler/Cherokee (using 5x5 1/2 wheel bolt pattern— requires modified brakes) ^{2,4}	'84+	30 Spline	38109



Jeep CJ Internal Mount Front Hub Conversion kit




Jeep Wrangler 5 X 4.5 Flange Mount Front Wheel Hub Conversion Kit

NOTES:

- Tire sizes over 33" are not recommended on vehicles with 5x4.5 bolt pattern
- Requires reusing of stock bearings and seals. Optional disk bearing kit PN 38072 or drum bearing kit PN 38073
- Increases track width by 3/4" per side
- Full cast rotors must be purchased and the rotor pilot hole must be machined to 3.575 ±.015 before installation (Full cast rotor ITT PN 65225, Wagner PN BD125039, Raybestos PN 7142)
- Requires a modified '82-86 CJ7 front rotor
- Warning: loss of ABS braking

Disc Brake Brackets (for Warn Full Floaters only)

Application Chart



Disc Brake Conversion for Toyota

	AXLE	PN
Chevrolet 10/12 Bolt Heavy Duty only (Set) ³	Corporate 10/12 Bolt	60505
Dana 60 (Set) ²	Dana 60	38822
Ford '66-73 Bronco small bearing (Set) ²	Ford 9"	37948
Ford '66-75 Bronco big bearing (Set) ²	Ford 9"	37766
Ford '76-77 Bronco big bearing (Set) ²	Ford 9"	37765
Ford 9" (Torino pattern) (Set) ²	Ford 9"	38249
Ford 9" Heavy Duty (Set) ²	Ford 9"	37765
Ford 8.8" Standard and Heavy Duty (Set) ^{1,2}	Ford 8.8"	60350
International '71-80 Scout II (Set) ²	Dana 44	37764
Jeep CJ Dana 44 (Set) ²	Dana 44	37738
Jeep CJ AMC 20 (Set) ²	AMC 20	37739
Jeep '86 CJ7 Dana 44 (Set) ²	Dana 44	37763
Jeep '84-89 Wrangler/Cherokee (Set) ¹ (using 5 on 4 1/2 wheel)	Dana 35	38244
Jeep '84-89 Wrangler/Cherokee (Set) ² (using 5 on 5 1/2 wheel)	Dana 35	38360
Jeep '87-89 Cherokee (Set) ¹ (using 5 on 4 1/2 wheel)	Dana 44	38244
Jeep '90+ Wrangler/Cherokee (Set) ¹ (using 5 on 4 1/2 wheel)	Dana 35C	38243
Jeep '90+ Wrangler/Cherokee (Set) ² (using 5 on 5 1/2 wheel)	Dana 35C	38358
Jeep '98+ TJ Wrangler Dana 44 (Set) ¹ (using 5 on 4 1/2 wheel)	Dana 44	38259
Jeep '98+ TJ Wrangler Dana 44 (Set) ² (using 5 on 5 1/2 wheel)	Dana 44	37998
Toyota '63-83 FJ 40 & FJ 60 (Set) ³	Toyota	38600

NOTES:

- Warn disk brake brackets will only work with Warn floating axle kits
- Warn disk brake brackets are designed to work with GM metric or Cadillac calipers
- This is not a conversion kit, and will require extra parts (rotor and calipers) and a good knowledge of brake systems
- Uses a modified composite '90+ Wrangler front rotor
- Uses a modified '82-86 Jeep CJ-7 front rotor (for rear disc rotor is not modified)
- Uses a modified '88-91 K1500 GM front rotor



Full Float Rear Axles

Application Chart

HOW TO ORDER:

- Warn offers its full-floating rear axles with your choice of hubs or drive flanges. You will need to order two part numbers to make a complete kit: a foundation part number and the hub or drive flange number.

NOTES:

- Most rear brake drums must have the center hole enlarged to fit over the wheel hub.
- Full Float Axle Kits will increase track width by 1/4" to 3/8" per side.
- Warn Full Float Axle Kits are not compatible with other aftermarket disc brake conversion kits.

- Blank Axle Shafts are for custom width axle housings
- Wrangler/Cherokee 5 on 5.5" conversions will require 10" AMC 20 drum brakes or larger.
- 5 on 4.5" kits require the wheel center hole diameter to be 2.80" or larger.

	Photo	Year	Axle	Differential	Required part		
					Full Float Axle Foundation Kit	Full Float Hublock Set	Full Float Drive Flange Set
CHEVROLET							
Pickup & Blazer	A	'87 & Prior	Corporate 10/12 Bolt	30 Spline	61763	39301	39345
FORD							
Bronco	B	'66-75	9" big brng, 1/2" bolts	31 Spline	61762	36655	39340
Bronco	B	'76-77	9" big brng, 1/2" bolts	31 Spline	61761	36655	39340
Pickup & Bronco	A	'82-96	8.8"	31 Spline	61760	39301	39345
JEEP							
CJ	B	'71 & Prior	Dana 44	19 Spline	61757	36655	39340
CJ	B	'69-71	Dana 44	30 Spline	61756	36655	39340
CJ	B	'72-75	Dana 44	30 Spline	61755	36655	39340
CJ 5	B	'76-83	AMC 20	29 Spline	61754	36655	39340
CJ 7	B	'76-81	AMC 20	29 Spline	61754	36655	39340
CJ (With Quadtrac)	B	'76-79	AMC 20	29 Spline	61753	36655	39340
CJ 7 & CJ 8	B	'82-86	AMC 20	29 Spline	61752	36655	39340
CJ 7	B	'86	Dana 44	30 Spline	61751	36655	39340
Wrangler/Cherokee (5 on 4 1/2 wheel bolt pattern) ³	C	'84-89	Dana 35	27 Spline	61750	37780	N/A
Wrangler/Cherokee (5 on 5 1/2 wheel bolt pattern) ²	B	'84-89	Dana 35	27 Spline	61749	60163	39344
Wrangler/Cherokee (5 on 4 1/2 wheel bolt pattern) ³	C	'90-01	Dana 35C	27 Spline	61748	37780	N/A
Wrangler/Cherokee (5 on 5 1/2 wheel bolt pattern) ²	B	'90-01	Dana 35C	27 Spline	61747	60163	39344
TJ Wrangler (5 on 4 1/2 wheel bolt pattern) ³	C	'98-01	Dana 44	30 Spline	61746	38370	N/A
TJ Wrangler (5 on 5 1/2 wheel bolt pattern) ²	B	'98-01	Dana 44	30 Spline	61745	36655	39340
INTERNATIONAL HARVESTER							
Scout II	B	'71-80	Dana 44	30 Spline	61743	36655	39340
TOYOTA							
FJ40	A	'80 & Prior	Toyota	30 Spline	61742	39301	39345
FJ60	A	'82-91	Toyota	30 Spline	61741	39301	39345
FULL FLOAT REAR WITH 36.5" BLANK SHAFTS							
Dana 44 ¹	B	—	Dana 44	30 Spline	61744	36655	39340
Dana 60 ¹	A	—	Dana 60	35 Spline	61740	38786	39346
Ford Pickup & Full Size Bronco ¹	A	'66-81	9" big brng, 1/2" bolts	28/31 Spline	61759	39301	39345
Ford Pickup & Full Size Bronco ¹	A	'66-81	9" big brng, 1/2" bolts	35 Spline	61758	38786	39346

REAR AXLE SHAFTS

Shaft Type	Spline	PN
Replacement Rear Full Float Shaft	All	See Installation Instruction
Rear Axle Shaft (for 28/30 spline diff)	Blank	61575
Rear Axle Shaft (for 31 spline diff)	Blank	61576
Rear Axle Shaft (for 35 spline diff)	Blank	61577

REPLACEMENT SEAL KITS FOR FULL FLOAT AXLE KITS


	PN
AMC 20	39335
Dana 35/35C	39336
Dana 44 ('75 & prior)	39334



(A) Ford 9" Heavy Duty Full Float Axle Foundation Kit with hublocks



(B) Jeep 5 on 5.5" Full Floating Axle Foundation Kit with hublocks



(C) Jeep 5 on 4.5" Full Floating Axle Kit





CLAWHAMMER TRAIL, JOHNSON VALLEY, CALIFORNIA. APRIL 10, 12:00—
There are definitely parts of the world where speed limits are best
measured by feet per minute, not miles per hour.

Fender Flares

Ah, the misunderstood fender flare. Many view it as merely a stylish add-on. In truth, flares are dual deflectors. First, they turn away paint-seeking rocks, sticks and other missiles. Second, they deflect tickets by making you street legal.

For Jeeps that dine on gravel, tree roots and mud, try our Trail Flares. The extended coverage and flexible design will keep you looking good (and legal) while withstanding off-road abuse. Our Thinline Flares are designed for trucks or SUV's with stock or mildly oversized tires. For lifted trucks with real big meat, you'll want the 4X Flares for extended coverage.

Whether you drive a hardcore off-road rig or a freeway cruiser, Warn has a Flare for you.



Thinline Flares™

The Thinline Flares share the off-road toughness of the 4X Flares with Armor Guard™ ABS co-laminate. So they have flexibility and high impact resistance in a wide range of temperatures. The mounting system used by Warn Thinline Flares provides clean lines and an enhanced appearance. Thinline Flares are attached inside the fender well with screws and sealed along the rim of the flare with heavy-duty 3M adhesive tape. The tape protects the fenders from abrasion and seals out moisture, dirt and road salt to help prevent rust. Flares come in UV protected black satin finish, which is easily painted if desired. Great for vehicles with stock or slightly larger tires or wheels.





**TOUGH ABS
CO-LAMINATE**
Paintable and durable.

4X FLARE

THINLINE FLARE

AGGRESSIVE STYLING
*Warn 4X Flares
compliment large tire and
wheel combinations.*

SLEEK LOOK
*Thinline Flares extend
fender wells about half the
distance of 4X Flares for a
great look with stock or
modified wheels and tires.*

**UNIQUE
MOUNTING SYSTEM**
*Screws securely mount
flares inside wheel wells.
3M tape seals flares to
fender rim, sealing out
dirt and moisture.*

4X Flares™

4X Flares are ideal for just about every truck with larger tires or custom wheels. They mount inside the fender well with screws and are sealed to the fender rim with heavy-duty 3M adhesive tape, keeping out moisture, dirt and road salt to help prevent rust. They are made of Warn's exclusive Armor Guard™, high impact ABS co-laminate, which exhibits maximum flexibility and durability. Standard 4X Flares come in a black finish, but are easily painted to match any color. Sold in pairs for either the front or rear of your vehicle, with sets of 4 manufactured for Jeep CJ, YJ, TJ and Toyota J80 and Prado.

FLARES



Thinline Flares™

Application Chart

FOOTNOTES:

B Flares do not fit boxes for dual wheel axles.

C Requires drilling door panel.

D Flares do not fit Flareside box.

X Flares do not fit Quad Cab

CHEVROLET	YEAR	PN
C/K Pickup Front.....	'88-98.....	36500
C/K Pickup Rear B	'88-98.....	36495
Silverado Pickup Front.....	'99-00.....	38410
Silverado Pickup Rear.....	'99-00.....	38415
Silverado Sportside Pickup Front.....	'99-00.....	38410
Silverado Sportside Pickup Rear.....	'99-00.....	39235
C/K Crew Cab Front.....	'92-00.....	36500
C/K Crew Cab Rear B	'92-00.....	36495
Suburban Front.....	'92-99.....	36500
Suburban Rear.....	'92-99.....	36495
Suburban Front.....	'00.....	38410
Suburban Front w/ OE boards.....	'00.....	61080
Suburban Rear.....	'00.....	61085
K Blazer Front.....	'92-94.....	36500
K Blazer Rear.....	'92-94.....	36495
Tahoe 2 dr Front.....	'95-00.....	36500
Tahoe 2 dr Rear.....	'95-00.....	36495
Tahoe 4 dr Front.....	'95-99.....	36500
Tahoe 4 dr Rear C	'95-99.....	36770

GMC	YEAR	PN
C/K Pickup Front.....	'88-98.....	36500
C/K Pickup Rear B	'88-98.....	36495
Sierra Pickup Front.....	'99-00.....	38410
Sierra Pickup Rear.....	'99-00.....	38415
C/K Crew Cab Front.....	'92-00.....	36500
C/K Crew Cab Rear B	'92-00.....	36495
Sierra Sportside Front.....	'99-00.....	38410
Sierra Sportside Rear.....	'99-00.....	39235
Suburban Front.....	'92-99.....	36500
Suburban Rear.....	'92-99.....	36495
K Jimmy Front.....	'92-94.....	36500
K Jimmy Rear.....	'92-94.....	36495
Yukon 2 dr Front.....	'95-99.....	36500
Yukon 2 dr Rear.....	'95-99.....	36495
Yukon 4 dr Front.....	'95-99.....	36500
Yukon 4 dr Rear C	'95-99.....	36770

DODGE

Dakota Front.....	'97-00.....	35370
Dakota Rear X	'97-00.....	35365
Ram Front.....	'94-00.....	37220
Ram Rear B	'94-00.....	37225

FORD	YEAR	PN
F-Series Pickup Front.....	'92-96.....	38380
F-Series Pickup Rear B,D	'92-96.....	38385
F-250/350 Heavy-Duty Pickup Front.....	'97.....	38380
F-250/350 Heavy-Duty Pickup Rear B	'97.....	38385
F-150/250 Light-Duty Pickup Front D	'97-00.....	33547
F-150/250 Light-Duty Pickup Rear.....	'97-00.....	33548
F-150 Super Crew Front.....	'01.....	33547
F-150 Super Crew Rear.....	'01.....	61400
F-250/350 Super-Duty Pickup Front.....	'99-00.....	37050
F-250/350 Super-Duty Pickup Rear B	'99-00.....	37055
Bronco Front.....	'92-96.....	38380
Bronco Rear.....	'92-96.....	38385
Excursion Front.....	'00.....	37050
Excursion Rear.....	'00.....	60775
Expedition Front.....	'97-00.....	36900
Expedition Rear.....	'97-00.....	36760
Ranger Front.....	'93-00.....	37040
Ranger Rear.....	'93-00.....	37045

New!



4X Flares™

Application Chart

CHEVROLET

	YEAR	PN
C/K Pickup Front.....	'73-80	29871
C/K Pickup Rear.....	'73-80	27996
C/K Pickup Front.....	'81-87	27993
C/K Pickup Rear.....	'81-87	27996
C/K Pickup Front.....	'88-00	26548
C/K Pickup Rear B	'88-00	26734
Silverado Pickup Front.....	'99-00	39020
Silverado Pickup Rear.....	'99-00	39025
C/K Crew Cab Front.....	'81-91	27993
C/K Crew Cab Rear B	'81-91	27996
C/K Crew Cab Front.....	'92-00	26548
C/K Crew Cab Rear B	'92-00	26734
Sportside Pickup Front.....	'88-98	26548
Sportside Pickup Rear.....	'88-98	30746
Silverado Sportside Front.....	'99-00	39020
Silverado Sportside Rear.....	'99-00	60785
Suburban Front.....	'81-91	27993
Suburban Rear.....	'81-91	27996
Suburban Front.....	'92-99	26548
Suburban Rear.....	'92-99	26734
Suburban Front.....	'00	39020
Suburban Front w/OE boards.....	'00	60860
Suburban Rear.....	'00	61095
K Blazer Front.....	'81-91	27993
K Blazer Rear.....	'81-91	27996
K Blazer Front.....	'92-94	26548
K Blazer Rear.....	'92-94	26734
Tahoe 2 dr Front.....	'95-99	26548
Tahoe 2 dr Rear.....	'95-99	26734
Tahoe 4 dr Front.....	'95-99	26548
Tahoe 4 dr Rear C	'95-99	34238
Tahoe 4 dr Front.....	'00	39020
Tahoe 4 dr Front w/OE boards.....	'00	60860
Tahoe 4 dr Rear C	'00	61115
S-10 Pickup Front.....	'82-93	26558
S-10 Pickup Rear.....	'82-93	26736
S-10 Pickup Front.....	'94-00	32956
S-10 Pickup Rear.....	'94-00	32957
S-10 Blazer Front.....	'82-94	26558
S-10 Blazer Rear D	'82-94	29894

GMC

C/K Pickup Front.....	'73-80	29871
C/K Pickup Rear.....	'73-80	27996
C/K Pickup Front.....	'81-87	27993
C/K Pickup Rear.....	'81-87	27996
C/K Pickup Front.....	'88-98	26548
C/K Pickup Rear B	'88-98	26734
Sierra Pickup Front.....	'99-00	39020
Sierra Pickup Rear.....	'99-00	39025
C/K Crew Cab Front.....	'81-91	27993
C/K Crew Cab Rear B	'81-91	27996

	YEAR	PN
C/K Crew Cab Front.....	'92-00	26548
C/K Crew Cab Rear B	'92-00	26734
Sierra Sportside Front.....	'99-00	39020
Sierra Sportside Rear.....	'99-00	60785
Suburban Front.....	'81-91	27993
Suburban Rear.....	'81-91	27996
Suburban Front.....	'92-99	26548
Suburban Rear.....	'92-99	26734
K Jimmy Front.....	'81-91	27993
K Jimmy Rear.....	'81-91	27996
K Jimmy Front.....	'92-94	26548
K Jimmy Rear.....	'92-94	26734
Yukon 2 dr Front.....	'95-99	26548
Yukon 2 dr Rear.....	'95-99	26734
Yukon 4 dr Front.....	'95-99	26548
Yukon 4 dr Rear C	'95-99	34238
S-15 Pickup Front.....	'82-93	26558
S-15 Pickup Rear.....	'82-93	26736
S-15 Pickup Front.....	'94-00	32956
S-15 Pickup Rear.....	'94-00	32957
S-15 Jimmy Front.....	'82-94	26558
S-15 Jimmy Rear D	'82-94	29894

DODGE

Ram Front A	'94-00	30210
Ram Rear B	'94-00	30211

JEEP

Jeep CJ R	'72-86	30754
Jeep YJ Wrangler.....	'87-96	30203
Jeep TJ Wrangler R	'97-00	34699

FORD

F-Series Pickup Front.....	'80-86	29878
F-Series Pickup Rear.....	'80-86	29879
F-Series Pickup Front.....	'87-91	26543
F-Series Pickup Rear B	'87-91	26733
F-Series Pickup Front.....	'92-96	27808
F-Series Pickup Rear.....	'92-96	26733
Flare Side Front.....	'94-96	27808
Flare Side Rear.....	'94-96	31389
F-250/350 Heavy-Duty Pickup Front.....	'97	27808
F-250/350 Heavy-Duty Pickup Rear B	'97	26733
F-250/350 Super-Duty Pickup Front.....	'99-00	37060
F-250/350 Super-Duty Pickup Rear B	'99-00	37215
F-Bronco Front.....	'80-86	29878
F-Bronco Rear.....	'80-86	29879
F-Bronco Front.....	'87-91	26543
F-Bronco Rear.....	'87-91	26733
F-Bronco Front.....	'92-96	27808

	YEAR	PN
F-Bronco Rear.....	'92-96	26733
Ranger Front.....	'89-92	26553
Ranger Rear.....	'89-92	26735
Ranger Front.....	'93-00	29293
Ranger Rear.....	'93-00	29298
Explorer 2 dr Front.....	'91-92	27803
Explorer 2 dr Rear.....	'91-92	27804
Explorer 2 dr Front.....	'93-94	29577
Explorer 2 dr Rear.....	'93-94	29578
Explorer 4 dr Front.....	'91-92	27803
Explorer 4 dr Rear.....	'91-92	27805
Explorer 4 dr Front.....	'93-94	29577
Explorer 4 dr Rear.....	'93-94	29579

MAZDA

Navajo 2 dr Front.....	'91-92	27803
Navajo 2 dr Rear.....	'91-92	27804
Navajo 2 dr Front.....	'93-94	29577
Navajo 2 dr Rear.....	'93-94	29578

NISSAN

4WD Pickup Front.....	'86-1/2-97	26568
4WD Pickup Rear.....	'86-1/2-97	26738

TOYOTA

4WD Pickup Front.....	'84-88	29872
4WD Pickup Rear.....	'84-88	29873
4WD Pickup Front.....	'89-94	26563
4WD Pickup Rear.....	'89-94	26737
4WD Pickup Front.....	'84-88	29872
4WD Pickup Rear.....	'84-88	29873
4WD Pickup Front.....	'89-94	26563
4WD Pickup Rear.....	'89-94	26737
Tacoma Front.....	'95-00	32950
Tacoma Rear.....	'95-00	32951
Dual Cab Hilux Front.....	'89-95	26563
Dual Cab Hilux Rear.....	'89-95	30199
Dual Cab Hilux Front.....	'98-00	39030
Dual Cab Hilux Rear.....	'98-00	39015
J80 Landcruiser C,R	'95-97	33535
Prado C,R	'97-00	37600

FOOTNOTES:

- A** Front Flares partially cover door opening.
- B** Flares do not fit boxes for dual wheel axles.
- C** Requires drilling door panel.
- D** Two door only.
- R** Set of four.





'81 CJ7 with custom widetrack axles, 10" rims and 35x12.50 tires.



Trail Flares for Jeep Vehicles

Specifically designed for serious off-roaders, these polyurethane flares resist impact from rocks, trees and other off-road obstacles. Trail Flares hold their shape and resist sagging, even at high temperatures. The smooth outer surface is easy to clean, and pre-drilled mounting holes (except for CJs) make for fast installation. Approximately twice as wide as factory flares, Warn Trail Flares provide coverage for wide tires and extra protection for the vehicle body.

	YEAR	WIDTH	PN
Jeep CJ	'72-86	4"	39240
Jeep YJ Wrangler	'87-96	7"	39840
Jeep TJ Wrangler	'97+	7"	39860
Jeep TJ Wrangler	'97+	6"	39850

Note: sold in complete sets of four.

TWICE AS WIDE AS FACTORY FLARES
Complete coverage for larger size tires.

TOUGH POLYURETHANE MATERIAL
Resists impact from rocks, trees and other off-road obstacles.


RESISTANT TO SAGGING
Trail Flares hold their shape, even at high temperatures



Steps and Boards

Sometimes it seems like some things in the 4WD world go from “luxury” to “necessity” at warp speed. Take a simple thing like a step, for example. A step or running board is really a must on today's tall trucks. That is, if you want to keep loading and unloading from becoming an unbearable task. All that functionality and hey, they look great, too.

While steps or boards are handy and stylish, they also reduce ground clearance and can be damaged when off-roading. Warn solved this problem by making Warn Steps and Boards easy to remove—no tools needed here.



4X Steps™

Warn 4X Steps utilize an exciting new RIM technology that we believe will set new appearance standards in the years to come. Reaction Injection Molding (RIM) is a process of urethane foam material injected around a 5mm formed steel core which forms a high density, non-slip, molded surface. This rubber-like material covers the entire surface, excluding the mounting tabs, with a 6mm thick layer that is permanently bonded to the surface. The result is a step that looks unique and feels incredibly stable. Plus the 4x4 Step has an interesting feature. They're easily removable, without tools, when used with Warn's special locking wing nut kit PN 37260. This feature keeps an off-roader from getting hung-up like conventional steps will.





*Coming in Spring 2001 –
4X Boards for Land Rover Discovery II.*

4X Boards™

There's a baffling array of choices in running boards, but you won't find anything that combines style, function and the unique removable feature found in Warn 4X Boards. Strength and stability is achieved with a specially designed substructure mounted directly to the vehicle frame, with a minimal amount of drilling. The 4X Boards, made from fully enclosed extruded aluminum, are secured to the mounts so it takes just seconds to detach the boards. 4X Boards can extend from wheel well to wheel, and are available for most new and late model trucks, including extended cab and crew cab vehicles. They feature an anodized aluminum finish, high impact plastic ABS co-laminate end caps, internal locked heavy-duty rubber tread, and are paintable for a custom look. 4X Boards are justifiably one step up on the competition.



'94-98 full-size Dodge



'97-98 Ford F-150



'88+ full-size Chevrolet



4X Steps™ Application Chart

CHEVROLET/GMC ^O	YEAR	PN
New! Silverado/Sierra 1/2 ton Pickup	'99-01	61330
New! Silverado/Sierra 1/2 ton Pickup, Rear (4WD)	'00-01	61260
Silverado/Sierra 1/2 ton Pickup (4WD) ^U	'99-00	39360
Silverado/Sierra 1/2 ton Pickup (4WD) ^T	'00	60920
Silverado/Sierra 1/2 ton 3rd door (sold as one step)	'99-00	61040
Silverado/Sierra 3/4 ton 3rd door (sold as one step)	'99-00	61140
Silverado/Sierra 3/4 ton Pickup (4WD)	'99-01	39740
K Series Pickup (4WD)	'88-00	36713
2 dr Tahoe/Yukon	'92-99	36713
4 dr Tahoe/Yukon Front only	'95-99	36713
Suburban (Front or Rear)	'92-99	36713
S-10/Sonoma (4WD) ^P	'94-00	37167
Blazer (4WD) 2 dr	'95-00	37167
Blazer (4WD) 4 dr (Front only)	'95-00	37167
DODGE		
Dakota Pickup ^N	'97-00	37165
Ram Pickup ^O	'94-00	60830

FOOTNOTES:

- M** Modification required if used with std cab/short box truck.
- N** Body mounted.
- O** Excludes V10 Magnum and standard cab dually.
- P** Excludes ZR2 or Highrider.
- Q** Crew cab only.
- S** 4WD only.
- T** Excludes standard cab
- U** Excludes '00 extended cab
- V** Excludes cab & chassis models
- W** Models though early part of '00 only

FORD	YEAR	PN
F-150/250 Light Duty (Front only) ^M	'97-01	36881
F-150 Super Crew (Rear Only) ^Q	'01	61390
F-250/350 Heavy Duty (Front or Rear) ^N	'97-98	36880
F-Series (Front or Rear) ^N	'80-96	36880
F-250/350 Super Duty (Front only) ^{S,V}	'99-00	38460
F-250/350 Super Duty (Rear only) ^{Q,S,V}	'99	38470
Ranger ^N	'93-98	37164
Expedition Front	'97-00	37163
Expedition Rear	'97-00	37575
Bronco ^N	'80-96	36880

JEEP

Wrangler TJ and YJ	'86-98	37162
Wrangler TJ	'99-00	60790

TOYOTA

Pickup (4WD)	'92-95	37158
Tacoma (4WD)	'95-00	37159
Tundra (4WD) Front	'99-00	60520
Tundra (4WD) Rear	'99-00	60530

MISC.

Wing Nut Kit (includes eight pieces)		37260
--------------------------------------	--	-------

4X Boards™ Application Chart

CHEVROLET/GMC ^E	YEAR	MOUNTING KIT WITHOUT 4X FLARES	MOUNTING KIT WITH 4X FLARES	EXTRUSION KIT PART NO.	EXTRUSION KIT LENGTH
FULL SIZE (4WD) PICKUP					
Standard cab/Long box	'88-98	34717	34718	34743	78.0"/1.98m
Extended cab/Short box	'88-98	34715	34716	34744	87.5"/2.22m
Extended cab/Long box	'88-98	34717	34718	34747	100.0"/2.54m
Crew cab/Long box ^F	'88-98	34717	34718	34748	114.0"/2.90m
Full-size 2dr Tahoe/Yukon	'92-98	34719	34720	35082	56.13"/1.43m
SUBURBAN					
	'92-98	34719	34720	36876	76.8"/1.95m
4DR BLAZER (4WD)					
	'95-98	34724	-	34737	60.0"/1.52m
S-10/SONOMA (4WD) PICKUP					
Standard cab/Short box	'94-98	34722	34723	34751	58.13"/1.48m
Standard cab/Long box	'94-98	34722	34723	34750	67.63"/1.72m
Extended cab/Short box	'94-98	34722	34723	34749	72.63"/1.85m

FOOTNOTES:

- E** Chevy Sportside models must order long box mounting kits.
- F** Except '88-91 Crew Cab/long box.



4X Boards™

Application Chart

DODGE^{G,I,J}

	YEAR	NEW MOUNTING KIT WITHOUT 4X FLARES	NEW MOUNTING KIT WITH 4X FLARES	EXTRUSION KIT PART NO.	EXTRUSION KIT LENGTH
RAM PICKUP					
Standard cab/Short box	'94-00	34726	34727	34846	63.0"/1.60m
Standard cab/Long box	'94-00	34726	34727	34743	78.0"/1.98m
Extended cab/Short box	'94-00	34726	34727	35085	83.0"/2.11m
Extended cab/Long box	'94-00	34726	34727	34746	98.5"/2.50m

DAKOTA

Standard cab/Short box	'97+	36357	36357	34739	61.25"/1.56m
Club cab/Short box	'97+	36357	36357	34749	78.0"/1.88m
Standard cab/Long box	'97+	36357	36357	34743	72.63"/1.85m

FORD^{G,H}

F-150 PICKUPS (2WD & 4WD)^K

Cab length (standard)	'97-98	34731	34731	34735	43.0"/1.09m
Cab length (extended)	'97-98	34731	34731	34739	61.25"/1.56m

F-SERIES (4WD) PICKUP^L

Cab length (standard)	'80-98	34728	34728	34735	43"/1.09m
Cab length (extended)	'80-98	34728	34728	34846	63"/1.60m
Cab length (crew)	'80-98	34728	34728	34743	78.0"/1.98m
Standard cab/Short box	'80-98	34729	34730	34846	63.0"/1.60m
Standard cab/Long box	'80-98	34729	34730	34743	78.0"/1.98m
Extended cab/Short box	'80-98	34729	34730	35085	83.0"/2.11m
Extended cab/Long box	'80-98	34729	34730	34747	100.0"/2.54m
Crew cab/Short box	'80-98	34729	34730	34745	97.0"/2.46m
Crew cab/Long box	'80-98	34729	34730	34748	114.0"/2.90m

SUPER DUTY

Super Cab/ Short box	'99-00	39370	39370	39736	91.0"/2.3m
Standard Cab/ Long box	'99-00	39370	39370	39720	86.0"/2.18m
Super Cab/ Long box	'99-00	39370	39370	39368	107.0"/2.7m
Crew Cab/ Short box	'99-00	39370	39370	39734	105.5"/2.68m
Crew Cab/ Long box	'99-00	39370	39370	39738	121.5"/3.1m

EXPEDITION

Expedition	'97	35381	35381	34846	63"/1.6m
------------	-----	-------	-------	-------	----------

TOYOTA

TACOMA (4WD)

Cab length (standard)	'95-00	34732	34732	34734	34.13"/0.87m
Cab length (extended)	'95-00	34732	34732	34740	52.5"/1.33m
Standard cab/Short box	'95-00	34733	34733	34740	52.5"/1.33m
Extended cab/Short box	'95-00	34733	34733	34741	69.8"/1.77m

MISC.

Wing Nut Kit (includes twelve pieces)	397320
---------------------------------------	--------

FOOTNOTES:

- G If 4X Flares are purchased AFTER 4X Boards are installed you will need to order end caps to convert them to 4X Boards that will work with 4X Flares. The end caps can be ordered for a nominal charge. PN 28955.
- H Will not work with outboard fuel tanks.
- I Order with 4X Flares mounting kit if equipped with factory mud flaps.
- J Dualie: also order PN 27945 and PN 27946.
- K Includes '97 F-250 Light Duty.
- L Includes '97 F-350 and F-250 Heavy Duty.

New!

STEPS AND BOARDS



Warn Off-Road Lights

There's a curious phenomenon that occurs when you're out on the trail: Time flies, day slips into night. And you need lights that forego fancy styling for a rugged functionality that can light your way out of any situation.

Warn has numerous lights to choose from, with a variety of price ranges, made from a variety of materials.

The Warn Stainless Steel Spotlight, for example, is a favorite among night-time rockcrawlers. While the Dual-beam Lamp, with 200,000 candlepower, is the choice of the aggressive off-roader. Regardless of size, all have the reliability and durability that come built into the Warn name.



SDB-210HB 200,000 Candle Power Driving/Spot Light

The SDB-210HB uses a precision design Free Curve reflector that is outstandingly smooth and heat resistant. It reflects light efficiently due to the vaporized aluminum applied to the reflector surface.

Aggressive off-road drivers will appreciate a lamp with a spot beam able to illuminate approximately 270 meters ahead, with a concentrated lighting pattern and a driving beam wide enough to supplement vehicle headlights by illuminating the entire surface in front of the vehicle.

Hard off-road driving generates vibration and shock. The SDB-210HB has an internal light frame to protect the lamp and a stone guard to protect the lens. The body is constructed of a polycarbonate resin which has excellent impact resistance.

Serious off-roaders usually run in serious weather. The SDB-210HB has weather resistant rubber seal to help protect the lamp integrity. The hardened glass lens gives excellent heat and thermal shock resistance, strength and translucency. The lamp illumination angle can be adjusted to 15° up or down to fine-tune the light pattern.


Dual beam control switch includes relay control feature and LED illumination when lamps are in use.



PN 37609 (kit includes: pair of lights, dashboard switch, wiring)



PN 37606 (kit includes: pair of lights, dashboard switch, wiring)



HARDENED GLASS OUTER LENS
Excellent heat and thermal shock resistance, strength and translucency



DEDICATED CONTROL SWITCH
Relay control feature and LED illumination when lamps are in use. The dual beam switch is shown here.

SDB-160HB 100,000 Candle Power Driving/Spot Light

The SDB-160HB uses a free curve reflector. A Free Curve reflector is very efficient because it uses the whole reflector. This allows the spot beam to illuminate approximately 235 meters ahead and the driving beam to illuminate the entire surface in front of the vehicle.

The SDB-160HB has an internal light frame to protect the lamp from vibration and shock when running off-road, plus an impact resistant polycarbonate body protects the exterior. Heat and weather resistant EPT material helps protect lamp integrity.

The lens of the SDB-160HB is protected by a stone guard in a "V"-shape to let air cool the lens surface, allowing extended operation of the lamp. Hardened glass lens has excellent heat and thermal shock resistance, strength and translucency.

Easily adjustable illumination angle to 15° up or down. Dual beam control switch includes relay control feature and LED illumination when lamps are in use.



PN 37605 (kit includes: pair of lights, dashboard switch, wiring)



PN 37604 (kit includes: pair of lights, dashboard switch, wiring)

SDB-120HB 10,000 Candle Power Fog Beam

Off-roaders occasionally run into fog or foul weather, so the SDB-120HB uses a Free Curve reflector design that precisely place reflection points to achieve the light cut-off necessary for seeing into the distance. This design also lets the 55-watt bulb produce the equivalent light of an 80-watt bulb.

Low quality fog lights will display a beam pattern with "hot" spots, creating glare and poor visibility. Warn SDB-120HB lights have even illumination with a white light.

Foul weather means foul conditions. So the SDB-120HB seals out water with rubber seals made of heat and weather resistant EPT material. The hardened glass outer lens is protected by a stone guard and the body is light-weight durable aluminum.

The lamp illumination angle can be adjusted to 15° up or down to fine-tune the light pattern.

Compact, easily mounted control switch includes relay control feature and LED illumination when lamps are in use.

SDB-105PB 10,000 Candle Power Fog Beam

The SDB 105PB is a projector beam lamp. The die-cast aluminum compound elliptical reflector combines with a lens that widens and sharpens the projector fog beam. This combination achieves the cut-off necessary to reduce reflected glare and aid visibility at longer distances. An efficient vibration resistant H3 coated bulb producing amber light also helps cut through the weather.

Any driver knows a fog lamp shouldn't fog up. So the SDB-105PB uses ventilation filtering to prevent lens fogging immediately after the lamp is turned on. Rubber seals, of heat and weather resistant EPT material, seal out water and protect lamp integrity.

The die-cast aluminum body has approximately three times the heat conductivity and approximately one third the weight of more commonly used ferrous materials. This body can be adjusted up or down 15° to fine-tune the illumination angle and has a rubber mounting skirt which adapts to the shape of the vehicle body.

Dedicated control switch includes relay control feature and LED illumination when lamps are in use. Compact size for easy mounting.



SDB-Series Off-Road Lights Specifications

FOOTNOTES:

A SDB-160HBE lights are designed to meet CE specifications. ECE Approval number: 9764.

SDB-210HB DRIVING/SPOT SPECS:

Part number:	37609
Model:	SDB-210HB
Bulb:	H4
Rating:	12V 100/90-Watt
Max. brightness:	200,000CD
Effective range:	
Spot beam:	853'/260m
Driving beam:	492'/150m
Beam color:	White
Lens diameter:	7"/180mm
Attachment bolt dimensions:	13/32"/10mm
Set:	
Lamps:	2 (With stone guards)
Switch:	1 (12V/24V)
Relays:	2
Harness:	1 (H4 TYPE)
Cord clamps:	4
Relay locating clamp:	1
U-clip:	4
Clip tape:	4
Self-tapping screw/washer:	2
Switch locating double-sided tape:	1

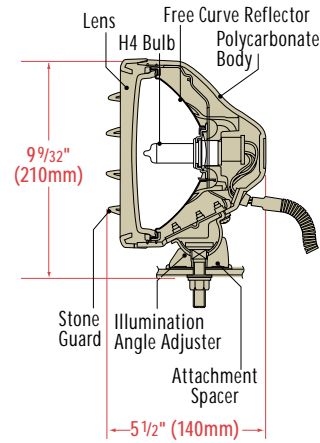
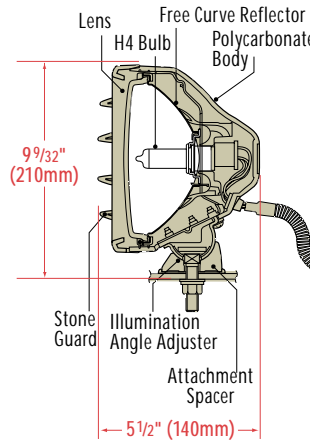
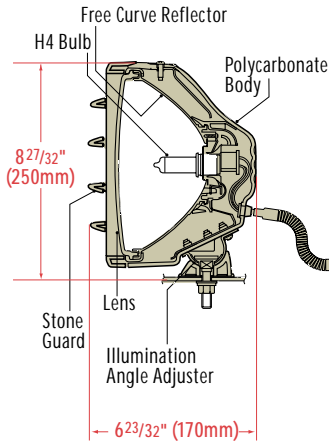
SDB-160HB DRIVING/SPOT SPECS:

Part number:	37606
Model:	SDB-160HB
Bulb:	H4
Rating:	12V 100/90-Watt
Max. brightness:	100,000CD
Effective range, spot beam:	770'/235m
Effective range, driving beam:	410'/125m
Beam color:	White
Lens diameter:	5-1/4"/134mm
Attachment bolt dimensions:	13/32"/10mm
Set:	
Lamps:	2 (With stone guards)
Switch:	1 (12V/24V)
Relays:	2
Harness:	1 (H4 TYPE)
Cord clamps:	4
Relay locating clamp:	1
U-clip:	4
Clip tape:	4
Self-tapping screw/washer:	2
Switch locating double-sided tape:	1

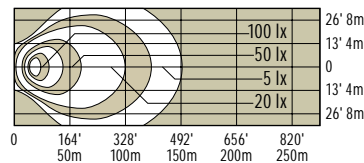
New!

SDB-160HBE^A FOG/SPOT SPECS:

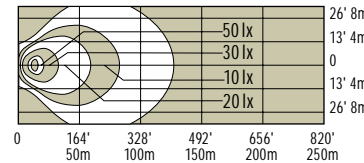
Part number:	60776
Model:	SDB-120HBE
Bulb:	H4 ECE
Rating:	12V 55-Watt
Max. brightness, fog beam:	5,000CD
Max. brightness, spot beam:	50,000CD
Effective range, fog beam:	125'/38m
Effective range, spot beam:	475'/145m
Beam color:	White
Lens diameter:	3-15/16"/134mm
Attachment bolt dimensions:	13/32"/10mm
Set:	
Lamps:	2 (With stone guards)
Switch:	1 (12V/24V)
Relays:	2
Harness:	1
Cord clamps:	4
Relay locating clamp:	1
U-clip:	4
Clip tape:	4
Self-tapping screw/washer:	2
Switch locating double-sided tape:	1



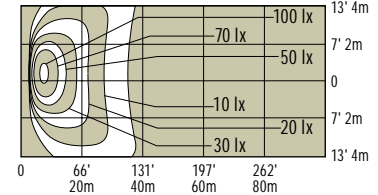
DRIVING BEAM PATTERN



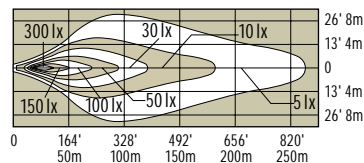
DRIVING BEAM PATTERN



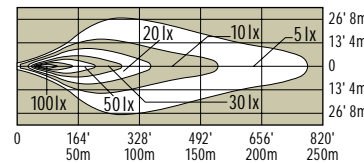
FOG BEAM PATTERN



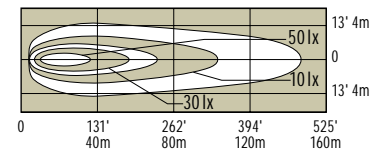
SPOT BEAM PATTERN



SPOT BEAM PATTERN



SPOT BEAM PATTERN



SDB-Series Off-Road Lights

Specifications

SDB-120HB FOG BEAM SPECS

Part number:	37605
Model:	SDB-120HB
Bulb:	H2
Rating:	12V 55-Watt
Maximum brightness:	10,000CD
Effective range:	131'/40m
Beam color:	White
Lens diameter:	3-15/16"/100mm
Attachment bolt dimensions:	13/32"/10mm
Set:	
Lamps:	2 (With stone guards)
Switch:	1 (12V/24V)
Relays:	1
Harness:	1 (H2/H3 TYPE)
Cord clamps:	4
Relay locating clamp:	1
U-clip:	4
Clip tape:	4
Self-tapping screw/washer:	2
Switch locating double-sided tape:	1

SDB-105PB FOG BEAM SPECS

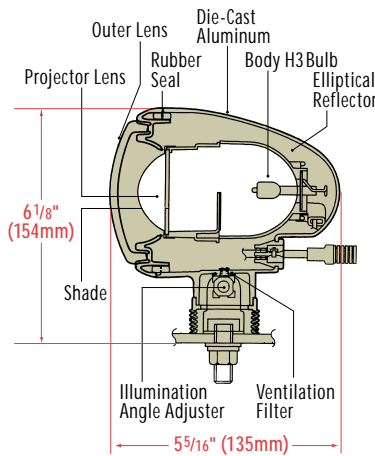
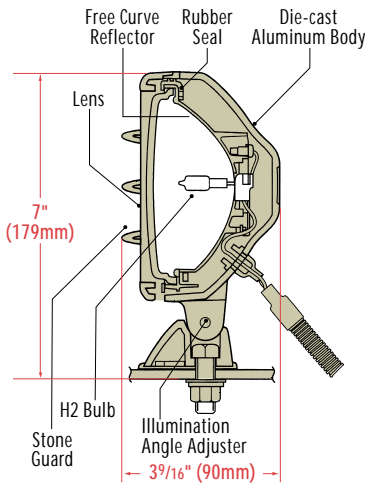
Part number:	37604
Model:	SDB-105PB
Bulb:	H3 (Coated)
Maximum brightness:	10,000CD
Effective range:	131'/40m
Beam color:	Amber
Lens diameter:	3-1/4"/83.84mm
	(Projector 1-7/8"/48mm)
Attachment bolt dimensions:	13/32"/10mm
Set:	
Lamps:	2
Switch:	1 (12V/24V)
Relays:	1
Harness:	1 (H2/H3 TYPE)
Cord clamps:	4
Relay locating clamp:	1
U-clip:	4
Clip tape:	4
Self-tapping screw/washer:	2
Switch locating double-sided tape:	1



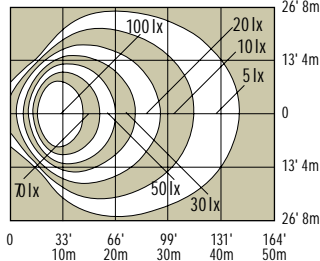
Warn hard plastic lens covers for SDB-160 and 210 lights.

SDB-SERIES ACCESSORIES

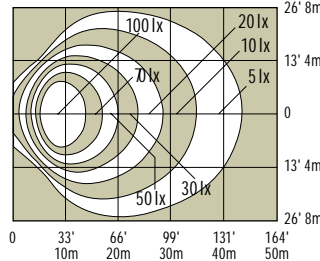
SDB-Series "L" Mounting Brackets (Pair)	38405
Hard Cover for SDB-160 (Single)	38406
Hard Cover for SDB-210 (Single)	38409



BEAM PATTERN



BEAM PATTERN



ARCHERS FIREBREAK, TILLAMOOK BURN AREA, OREGON, OCTOBER 4, 4 AM— Whether you're 50 feet off a superhighway or 50 inches deep in the muck, remember this: the guy whose responsible for getting you home is the guy that stares back at you in the mirror every morning.

4X Fog Lights

In obscuring fog, including the common "pea soup" variety, 4X Fog lights combine the optimal intensity and reflectiveness to illuminate the road so you can drive safely. The 55 watt quartz halogen bulbs, surrounded with a steel housing and double-thickness chrome plating, provide a broad, penetrating beam. Two lens options are available: yellow lens reduces glare and clear provide 10% to 20% greater brightness. Hard plastic lens covers are included.

PN 220310 (clear lens—one light, mounting hardware, hard plastic lens cover)

PN 220330 (yellow lens—one light, mounting hardware, hard plastic lens cover)

PN 220312 (clear lens kit, includes: pair of lights, switch, wiring and two hard plastic lens covers)

PN 220332 (yellow lens kit, includes: pair of lights, switch, wiring and two hard plastic lens covers)



Shown here:
Clear lens kit, PN 220312

4X Flood Lights

If you're looking for great side visibility, Warn 4X Flood lights have a beam spread of 15° vertical by 24° horizontal. In other words, on average you'll illuminate 200% more area than with original equipment headlights. That means you have the advantage when driving off-road, particularly in areas where deer, elk, moose or livestock are frequent surprises. 4X Flood lights are available in 16" and 5" sizes, and feature 55 watt H-3 quartz halogen bulbs, polished stainless steel housings, hard plastic lens covers and 2-axis mounting brackets.

PN 220520 (W520—single light, mounting hardware, hard plastic lens cover)

PN 220620 (W620—single light, mounting hardware, hard plastic lens cover)

PN 220522 (W520 kit, includes: pair of lights, switch, wiring and two hard plastic lens covers)

PN 220622 (W620 kit, includes: pair of lights, switch, wiring and two hard plastic lens covers)



Shown here:
W620 kit, PN 220622





4X Spot Lights

Original equipment headlights vary by model but average a reflective range of 4000–5000'. Warn 6" and 5" 4X Spot lights project an intense pencil beam with a reflective range of 10800' and 7900' respectively. Understandably, they are designed exclusively for off-road use, as such a powerful beam would be blinding to oncoming traffic on the street. 4X Spot lights are built to last. They're equipped with resilient 100 watt H-3 quartz halogen bulbs encased in polished stainless steel and come with virtually impenetrable lens covers. A 2-axis mounting bracket allows for easy adjustment. Lights are sold separately, or in kits that include light covers.

PN 220510 (W510—single light, mounting hardware, hard plastic lens cover)

PN 220610 (W610—single light, mounting hardware, hard plastic lens cover)

PN 220512 (W510 kit, includes: pair of lights, switch, wiring and two hard plastic lens covers)

PN 220612 (W610 kit, includes: pair of lights, switch, wiring and two hard plastic lens covers)



Shown here:
W610 kit, PN 220612

4X Driving Lights

For all-around light for off-road driving, depend on Warn Driving lights for unmatched performance. Two important distinctions set them apart. First, the 55 watt H-3 quartz halogen bulbs are designed with low amp-draw so they can be on all the time. Second, since driving lights are designed to supplement original equipment headlights, the 2-axis mounting bolts allow for precise aiming of the light beam. In short, you can eliminate any dark voids left by your original headlights. Additionally, the lens is sealed to lock out dirt and moisture.

PN 220410 (W410—single light, mounting hardware, hard plastic lens cover)

PN 220412 (W410 kit, includes: pair of lights, switch, wiring and two hard plastic lens covers)



Shown here:
W410 kit, PN 220412



DONA ANA MOUNTAINS, NEAR LAS CRUCES, NEW MEXICO, FEBRUARY 17, 5:27 PM—

Rule #27: Never count on a full moon to light your way home. Because good lights can be the difference between what is that and what was that.



4X Lights™

Specifications/Accessories



SPOT LIGHTS

Beam Spread: 5° Vertical x 8° Horizontal
 Reflective Range:
 W610—10800'/3292m
 W510—7900'/2408m
 Standard Bulb: 100-Watt H-3 quartz halogen



DRIVING LIGHTS

Beam Spread: 7° Vertical x 13° Horizontal
 Reflective Range:
 W410—3780'/1152m
 Standard Bulb: 55-Watt H-3 quartz halogen



FLOODS LIGHTS

Beam Spread: 15° Vertical x 24° Horizontal
 Reflective Range:
 W620—2800'/853m
 W520—1840'/561m
 Standard Bulb: 55-Watt H-3 quartz halogen



FOG LIGHTS

Beam Spread: 5° Vertical x 62° Horizontal
 Reflective Range:
 W310—1100'/335m
 W330—935'/285m
 Standard Bulb: 55-Watt H-3 quartz halogen



LIGHT ACCESSORIES	PN
55-Watt H3 Quartz Halogen Bulb	220055
100-Watt H3 Quartz Halogen Bulb	220100
Illuminated Rocker Switch (not for SDB-Series)	220020
Installation Kit (For 1 Pair) (not for SDB-Series)	220000
"L" Mounting Brackets (1 Pair) (not for SDB-Series)	220005
Relay (not for SDB-Series)	220021



Warn soft light covers are made from durable nylon-backed vinyl, are easy to put on and stay in place thanks to a stitched elastic gathered back panel.

SOFT COVERS	PN
Round Covers, 5"/13cm	220060
Round Covers, 6"/15cm	220061
Rectangular Covers, 93-1/2" x 6" (9cm x 15cm)	220063
Rectangular Covers, 4" x 7" (10cm x 18cm)	220062



New!

Durable urethane plastic replacement covers are now available for the 4X lights series. These covers are formed to fit the lights like a glove.



HARD COVERS	PN
W310/W330 cover, sold individually	61403
W410 cover, sold individually	61404
W510/520 cover, sold individually	61405
W610/620 cover, sold individually	61406





ATV Products

Climb, tow, recover, plow, haul. Whatever it is you need to do, you can now do it with just one vehicle—your ATV.

You see, we've taken all our years of experience turning ordinary trucks into extraordinary performers, and applied that knowledge to ATVs. And what that simply means is you get more out of what you already own.

From winches to mounting kits, everything has been designed and engineered to work seamlessly with your

bike and, more importantly, with one another, so all you have to do is concentrate on the task at hand. No more wrestling around with some half-baked contraption. No more wasting time.

With Warn ATV Products, you not only get the performance and durability you've come to expect from Warn, you also get the versatility necessary to tackle almost any project that comes your way. Life's just easier when you go prepared.





A2000 ATV Winch

The A2000 sports the same 0.9hp permanent magnet motor as our A2500 for impressive performance. For controlling the winch, the A2000 uses a direct switch mounted directly to the ATV. A steel hawse style fairlead is included as standard equipment.

The A2000 can also be upgraded to the A2500 by purchasing an upgrade kit consisting of: a contactor, handlebar mount, remote and remote plug (PN 37673).

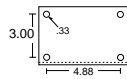
12V DC PERFORMANCE SPECS (FIRST LAYER OF DRUM)

Line Pull (lbs/kgs)	Line Speed ft/min (m/min)	Motor Current Amps
0	23 (7.1)	15
500 (227)	20 (6.1)	43
1000 (455)	16 (4.9)	70
1500 (682)	11 (3.4)	102
2000 (907)	7 (2.1)	145

Winch dimensions:

12.62" L. x 4.5" D. x 4.75" H.
320mm L. x 12cm D. x 12cm H.

Footprint dimensions:



SPECIFICATIONS / PART NUMBERS

Part Number	36001, 360012 (CE version)
Rated Line Pull	2000 lbs./907 kgs. (single-line)
Motor	0.9 hp, 12V DC
Control	Manual, remote-mounted
Gear Train	3-Stage Planetary
Gear Ratio	136:1
Lubrication	Aeroshell #17
Clutch [freespooling]	Cam Activated
Brake	Optional (PN 22142)
Drum Diameter/Length	2.0"/3.15", 5cm/8cm
Weight	23 lbs./11 kgs.
Wire Rope	50', 3/16" diameter 15m, 5mm diameter
Replacement Wire Rope	PN 15236 (Steel drum) PN 60076 (Alum. drum)
Fairlead	Hawse
Remote Control	Not included. Upgrade kit—PN 37673
Recommended Battery	Heavy Duty (ATV)
Battery Leads	Included
Finish	Argent
Warranty	12 months
HandleBar Mount	PN 35338 (For ATV switch)
A2000 upgrade	PN 37673 (upgrade to remote control)



A2500 ATV Winch

The A2500 is Warn's newest and most powerful ATV winch. The industrial contactor control pack allows the use of a weather resistant remote control. The 6' remote can be mounted to the handlebars, used off the bike or unplugged and stored separately. The A2500 also features a roller fairlead for increased wire rope life.

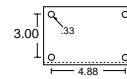
12V DC PERFORMANCE SPECS (FIRST LAYER OF DRUM)

Line Pull (lbs/kgs)	Line Speed ft/min (m/min)	Motor Current Amps
0	23 (7.1)	15
500 (227)	20 (6.1)	43
1000 (455)	16 (4.9)	70
1500 (682)	11 (3.4)	102
2000 (907)	7 (2.1)	145
2500 (1134)	4 (1.2)	188

Winch dimensions:

12.62" L. x 4.5" D. x 4.75" H.
320mm L. x 12cm D. x 12cm H.

Footprint dimensions:



SPECIFICATIONS / PART NUMBERS

Part Number	38076, 380762 (CE version)
Rated Line Pull	2500 lbs./1134 kgs. (single-line)
Motor	0.9 hp, 12V DC
Control	Remote switch, 62'1.9m lead
Gear Train	3-Stage Planetary
Gear Ratio	136:1
Lubrication	Aeroshell #17
Clutch [freespooling]	Cam Activated
Brake	Optional (PN 22142)
Drum Diameter/Length	2.0"/3.15", 5cm/8cm
Weight	25.5 lbs./11.56 kgs.
Wire Rope	50', 3/16" diameter 15m, 5mm diameter
Replacement Wire Rope	PN 15236 (Steel drum) PN 60076 (Alum. drum)
Fairlead	Roller
Remote Control	Included
Recommended Battery	Heavy Duty (ATV)
Battery Leads	120"/3m
Finish	Argent
Warranty	12 months
ATV Remote Kit	Included
HandleBar Mount	Included



WARNING: To prevent serious injury: Do not use winches as hoists. Do not use winches to move people. Do not submerge in water. Keep hands clear of wire rope and fairlead opening during operation and when spooling.



'99-01
Polaris Scrambler,
Rear Mount

ATV Winch Mounting Systems

Warn builds a durable, long lasting mounting system for nearly every ATV on the trail. To optimize the performance of your Warn winch, each system is custom designed to fit a specific ATV model. It's not one style fits all. They're laser cut, robot welded and CNC bent for precise fitup. Plus, you get all the necessary hardware for easy installation.



'87-97 YAMAHA BIG BEAR



'92-98 YAMAHA TIMBERWOLF



'99+ KAWASAKI PRAIRIE



'95-98 HONDA 450 S and ES 4x4



'96-98 ARCTIC CAT, BEARCAT



'93-98 POLARIS EXPLORER



'93-98 POLARIS MAGNUM



'96-98 POLARIS 500 SPORTSMAN

ATV MOUNTING KITS

Applications	Year	Warn PN	Roller Kit PN
Arctic Cat 250,300,400 2x4	98-01	60927	28929
Arctic Cat 300,400,4x4	98-01	60927	28929
Arctic Cat 500 4x4	98-01	35048	28929
Arctic Cat Bear Cat 4x4, 454	96-99	35048	28929
Bombardier Traxter	99-01	60004	28929
New! Honda Rubicon 4x4	00-01	61484	28929
Honda Four Trax 450 ES 4x4	98-01	60174	28929
Honda Four Trax 450 S 4x4	98-01	60174	28929
Honda Four Trax 400 Forman 4x4	95-01	60174	28929
New! Honda Rancher 350 4x4, ES, S	99-01	60794	28929
Honda Trx 300, Four Trax 4x4	93-00	28724	29268
Honda Trx 300, 4x4	90-92	28878	29268
Honda Recon 2x4	97-01	37209	28929
Kawasaki 400 Prairie 4x4 ^A	99-01	39555	28929
Kawasaki 400 Prairie 4x4 ^A	97-98	36285	28929
Kawasaki 300 Prairie 4x4	99-01	39308	28929
Kawasaki 400 Bayou 4x4	93-01	29201	28929
Kawasaki 300 Bayou 4x4	89-01	28880	28929
Polaris Magnum 425 2x4, 4x4, 6x6 ^A	93-01	35309	28929
Polaris Magnum 500 4x4, 325 4x4 ^A	99-01	34901	28929
Polaris Magnum 325 2x4 ^A	99-01	39457	28929
Polaris Explorer 300, 400L, 500 4x4 ^A	96-01	34901	28929
Polaris Sportsman 500, 335 4x4 ^A	93-01	34901	28929
Polaris Sportsman 400L 4x4 ^A	93-01	35309	28929
Polaris Sportsman 6x6 ^A	99-00	34901	28929
Polaris Big Boss 400L 6x6 ^A	93-99	35309	28929
New! Polaris Scrambler (rear mount) 500,400 2x4	99-01	60891	28929

FOOTNOTES:
^A Exterior front mount

Applications	Year	Warn PN	Roller Kit PN
Polaris Xpedition 425 4x4 ^A	99-00	34901	28929
Polaris Xpress 400L 4x4 ^A	97-01	34901	28929
Polaris Xpress 300 2x4 ^A	97-01	37809	28929
Polaris Xpress 300 2x4 ^A	93-96	32625	28929
Polaris Trail Boss 250 2x4	93-01	32625	28929
Polaris Ranger 6x6 ^A	98-01	38914	28929
Polaris Trail Boss 325 2x4, Exp. 250 ^A	99-01	60426	28929
Suzuki King Quad 300 4x4	93-98	30476	28929
Suzuki King Quad 300 4x4	99-00	39425	28929
Suzuki King Quad 300 4x4	01	39425	61472
Suzuki Quad Runner 500 4x4	98-01	37812	28929
Suzuki Quad Master 500 4x4, 2x4	99-01	37812	28929
Suzuki Quad Runner 250 2x4, 4x4	92-98	30476	28929
Suzuki Quad Runner 250 2x4, 4x4	99-00	39458	28929
Suzuki Quad Runner 250, 4x4	01	61472	28929
Yamaha Big Bear 350 4x4	87-96	28876	29257
Yamaha Big Bear 350 2x4	87-98	28876	29257
Yamaha Big Bear 350 2x4	99	35274	28929
Yamaha Big Bear SE 350 4x4	96-99	32659	28929
Yamaha Big Bear 350 4x4	97-99	35274	28929
Yamaha Big Bear 350 4x4	00-01	60272	28929
Yamaha Kodiak 400 4x4	93-95	29203	28929
Yamaha Kodiak 400 4x4	96-98	32659	28929
Yamaha Kodiak 400 4x4	99	39103	28929
Yamaha Kodiak 400 4x4	00-01	60170	28929
Yamaha Grizzly 600 4x4	98-01	36693	28929
Yamaha Timberwolf 250 2x4, 4x4	92-99	31004	28929
Yamaha Bear Tracker 2x4	98-01	39439	28929
Yamaha Wolverine 4x4	97-01	38581	28929



A2500 Multi-Mount

Take your ATV's performance and versatility even further. The Warn Multi-Mount allows you to quickly and easily take your Warn ATV Products on and off your bike, move them from one end to the other, or move them from bike to bike.

Designed for most ATV's, the Warn Multi-Mount system combines rugged, high-performance construction with the functionality you need. Just the kind of thing you'd expect from Warn.

WINCH CARRIER AND WIRING, WITH A2500 MOUNTED

Includes: A2500 winch, winch carrier, quick-connect power leads, remote control, roller fairlead and hitch pin. Combine with any of Warn's Multi-Mount mounting kits for the ultimate in winching power and versatility. Pictured below. **PN60900**

WINCH CARRIER AND WIRING (NO WINCH)

Includes: Winch carrier, quick-connect power leads, remote control, roller fairlead and hitch pin. Allows a user who has an A2500 winch to upgrade to the Multi-Mount system (A2000 users will need to order upgrade kit PN 37673). **PN 61292**



Electrical system utilizes 6 gauge wiring and rugged quick connectors

Mounts easily to the front or rear of the ATV with a Class 1 receiver hitch

Multi-mount system comes standard with Warn's A2500 winch and hand held remote

Winch carrier and mounting kit is constructed of 3/16" steel and is powder coated for increased corrosion resistance



MULTI-MOUNT MOUNTING KITS

Includes: both front and rear receivers and all required hardware. All mounting kits tie into the ATV frame for increased strength and reliability. Bolt-on and go.

ATV Model	Year	PN
New! Arctic Cat, Bear Cat, 400	96-00	61396
New! Arctic Cat, Bear Cat, 500	96-00	61397
Arctic Cat, Bear Cat, 250/300	96-00	61014
Bombardier Traxter	99-00	61015
Honda Four-Trax, 450ES/450S/400 ^A	98-00	61016
Honda Rubicon	00	61019
Honda Rancher	00	60902

ATV Model	Year	PN
Kawasaki Prairie, 400	99-00	61020
Kawasaki Prairie, 300	99-00	61372
Polaris Magnum/Sportsman 500	93-99	60901
Suzuki Quad Master/Runner, 500 ^B	00	61022
Yamaha Kodiak, 400	00	61023
Yamaha Grizzly, 600	97-00	61024
Yamaha Big Bear, 350	00	61025

FOOTNOTES:
A Replaces Kit PN 61017 and 61018
B Replaces Kit PN 61021





Lift height of 0-9" with the Manual Lift, or 0-11" with the Electric Actuator Lift.

ATV PLOW MOUNTING KIT

Application	Year	Mounting Kit PN	Actuator Pulley Bracket	Manual Lifts
Arctic Cat: Bear Cat	96-01	37853	60126	39606
Arctic Cat: 500 Automatic 4x4	00-01	60940	60126	39606
Bombardier: Traxter	00-01	61123	60126	N/A
Bombardier: Traxter	99	39610	60126	N/A
Honda: Rubicon 4x4	01	61611	61604	39513
Honda: Rancher 4x4	00-01	60816	60107	60814
Honda: Forman 450 4x4	98-01	37852	60107	39513
Honda: Forman 400 4x4	96-01	37851	60107	39513
Honda: Four Trax 300 4x4	93-01	37850	60107	39513
Kawasaki: Prairie KVF 400C 4x4, 2x4	99-01	37838	60105	37026
Kawasaki: Prairie KVF 300A 4x4, 2x4	99-01	37838	60105	37026
Kawasaki: Prairie KVF 400 4x4, 2x4	97-98	37838	60103	37026
Kawasaki: Bayou KLF 400 4x4	93-99	37848	60101	39705
Kawasaki: Bayou KLF 300C 4x4	89-01	37847	60101	39705
Polaris: Sportsman 6x6	00-01	39608	60099	39293
Polaris: Sportsman 500, 335 4x4	96-01	37843	60099	39293
Polaris: Magnum 500, 325 4x4	99-01	39609	60099	39293
Polaris: Xpedition 425 4x4	00-01	39609	60099	39293
Polaris: Xplorer 400, 300 4x4	99-01	39608	60099	39293
Polaris: Xplorer 400, 300 4x4	97-98	37846	60099	39293
Suzuki: Quad Master 500 4x4	00-01	37802	60126	39607
Suzuki: Quad Runner 500 4x4	98-01	37802	60126	39607
Suzuki: King Quad 4x4	93-01	37842	60126*	N/A
Yamaha: Grizzly 4x4	99-01	39553	60118	39387
Yamaha: Grizzly 4x4	98	37841	60117	39387
Yamaha: Kodiak 2x4, 4x4	00-01	60013	61628*	60120
Yamaha: Kodiak 4x4	99	37839	60113	39387
Yamaha: Big Bear Professional 4x4	00-01	37840	60113	60120
Yamaha: Kodiak, Big Bear SE 4x4	96-98	37840	60113	39387
Yamaha: Big Bear 2x4, 4x4	00-01	60124	61627*	60120
Yamaha: Big Bear 2x4, 4x4	97-99	37839	60113	39387
Yamaha: Wolverine 4x4	95-01	38526	60109	39387

ATV PLOW BLADE	PN
Warn 48" ATV Plow	37574
Warn 54" ATV Plow	38732

MANUAL LIFT KITS	PN
Arctic Cat	39606
Honda: Rancher	60814
Honda	39513
Kaw. Prairie (Composite Rack)	37026
Kawasaki Prairie (Steel Rack)	36818
Kawasaki Bayou 4x4	39705
Polaris Gen 4	39293
Suzuki :500 model ATVs	39607
Yamaha	39387
Yamaha: '00+Kodiak/Big Bear	60120


Warn ATV Plow

From moving feed to pushing leaves, gravel and snow, the Warn Multi-Purpose Plow is a tool you'll turn to again and again. Designed to be both functional and durable, this multi-purpose plow can withstand a lifetime of use.

The Warn Plow can be moved through its range of height adjustment using any Warn ATV winch, manual lift or the Warn, patent pending, plow actuator, giving you the ultimate control for heavy plow work. Blade angle adjusts to five positions (without tools). Adjustable to 25°, 15° and 0° to either side.

ATV Plow, Electric Actuator

The Warn Actuator is designed with a dual purpose in mind. Make it easier to lift the plow than using a manual lift and leave the winch for what it was designed to do. The Actuator will operate only with the ignition on and comes standard with a thermal limiting switch. The limiting switch eliminates the possibility of damage to the ATV, plow or Actuator.



Patent Pending

A handlebar mounted switch can be operated without removing your hand from the grip. This switch is built to survive rain, cold, mud and crud and still perform with OEM switchgear.



Handlebar switch allows the rider to operate the actuator without removing the hand from grip

The Warn Actuator fits Warn plows and requires an upper pulley mount which is unique to each ATV model. It is easy to install and each kit includes a handlebar switch, wiring harness and all necessary hardware. Rated to lift 100lbs.

PN 39400 ATV Plow Actuator



ACCESSORIES/LIGHTS



Leather/cotton winching gloves
Essential for proper handling of wire rope. PN 14042

10'/3m Choker Chain PN 26083

Shackle (4000 lbs./1814 kgs. weight and under) PN 28884

Snatch Block (7000 lbs./3175 kgs. weight and under)
PN 28881

Recovery Strap 1" x 8' (25.4mm x 2.438m), for ATV use only.
PN 28882

Tree Trunk Protector 2" x 8' (5cm x 2.4m) allows a tree to be used as a safe, stable winch anchor, and protects the tree from damage. PN 25322

Replacement Switch for A2000 winch PN 36015

Replacement wire rope for ATV winch aluminum drum PN 60076

Replacement wire rope for ATV winch steel drum PN 15236

A2000 Upgrade Kit Upgrade your Warn A2000 Winch to the power and convenience of the Warn A2500 Winch. The Warn A2000 Winch Upgrade Kit consists of an industrial contactor control pack, handlebar mount, 6-foot remote and remote plug.

The heavy-duty industrial contactor control pack enables the use of a detachable, weather-resistant remote, which can be mounted on the handlebars, used off the bike, or unplugged and stored separately. PN 37673

Warn ATV Trail Lights and Back Up Light

Warn Lights are designed to be as rugged as your ATV. The durable AAS body and polycarbonate lens are impact, shock and heat resistant. To prevent water damage, rubber seals protect the light assembly. Also, to resist fogging, Warn Lights are vented to allow moisture to escape.

The 21 watt bulbs are optimized for ATV use, producing a brilliant beam while minimizing battery drain. Warn Lights can also be adjusted side-to-side and up and down for optimal illumination.

Both the Trail and Back Up Lights come complete with a universal mounting kit, wiring harness and all hardware. The Trail Lights come with a weatherproof handlebar switch, and the Back Up Light activates when the bike is shifted into reverse.



Accessory Kit

Double your pulling power, change your pulling direction, and keep your winch in proper working order. The Warn Accessory Kit is essential gear for getting the most out of your Warn ATV Winch.

Accessory Kits include a shackle, snatch block, and 2"x8' (5cm x 2.4m) tree trunk protector. Each kit comes in either a red or camo Cordura® heavyweight nylon soft case.

Kit with Red Cordura® nylon soft case PN 28938

Kit with Camo Cordura® nylon soft case PN 38400

Camo bag only PN 38408

Red bag only PN 28883

Roller Fairlead for ATV winch (4.48"/113.7mm) PN 28929

Roller Fairlead for Honda ATVs PN 29268

Roller Fairlead for Big Bear ATV PN 29257

Hawse Fairlead for ATV A2000 winch PN 36265

Hawse Fairlead for Big Bear ATV PN 29257

Winch covers for ATV A2000 winch, U2500, T2500 PN 21471



ATV Trail Light Kit
Includes pair of lights, mounting kit, wiring, hardware and handlebar switch. PN 37603



ATV Back Up Light Kit
Includes one light, mounting kit, wiring and hardware PN 37602



LOWER ANDES MTNS, CHILE. AUGUST 14, 9:02 AM —
WARNING: Warn winch required. You won't find that
stenciled on any new truck. Yet.



WARN PRODUCT LISTINGS BY VEHICLE PLATFORM

Chevrolet, GMC.....	86-91	Kia.....	103
Dodge.....	92-95	Land Rover.....	103
Ford.....	94-98	Mazda.....	104
International Harvester.....	99	Nissan.....	105
Isuzu.....	100	Suzuki.....	105
Jeep.....	100-102	Toyota.....	106-108



Chevrolet/GMC

WINCH MOUNTING SYSTEMS

'99-00 SILVERADO, '00 TAHOE, SUBURBAN, 1/2 TON ONLY, 2WD & 4WD

Rio Grande Grille Guard, Stainless.....	60438
Brush Guards, Stainless (Three-Bar Wrap Around)	60448
Winch Carrier and Stainless Fascia (HS95i, XD9i, X8i)	60434
Winch Carrier and Stainless Fascia (M12).....	60436

Rio Grande Grille Guard, Black	60439
Brush Guards, Black (Three-Bar Wrap Around)	39190
Winch Carrier and Black Powder Coated Stainless Fascia, (HS95i, XD9i, X8i)	60435
Winch Carrier and Black Powder Coated Stainless Fascia (M12)	60437

Trans4mer Grille Guard, Black	39185
Light Bar, Black (*)	29395
Brush Guards, Black (Three-Bar Wrap Around)	39190
Receiver, Black only (use with Trans4mer only)	29397
Trans4mer Grille Guard, Chrome	39186
Light Bar, Chrome (*)	29396
Brush Guards, Chrome (Three-Bar Wrap Around)	60405
Winch Carrier, Argent only (HS95i, HS95, XD9i, X8i, XD9, M8, M6)	29394
Winch Carrier, Argent only (M12, M8274)	30030
Winch Carrier, Black, Com'l Series 9 & 12 (16)	60420

Hidden Mount (HS95, XD9, M8, M6) (20)	61770
--	-------

Multi-Mount Winch Frame (HS95i, HS95, XD9i, X8i, XD9, M8, M6) V	26370
Front Receiver	38490

'99-00 SILVERADO, '00 SUBURBAN, 3/4 TON ONLY, 2WD & 4WD

Rio Grande Grille Guard, Stainless.....	60440
Brush Guards, Stainless (Three-Bar Wrap Around).....	60448
Winch Carrier, Stainless (HS95i, XD9i, X8i)	60434
Winch Carrier, Stainless (M12)	60436

Rio Grande Grille Guard, Black	60441
Brush Guards, Black (Three-Bar Wrap Around)	39190
Winch Carrier and Black Powder Coated Stainless Fascia (HS95i, XD9i, X8i)	60435
Winch Carrier and Black Powder Coated Stainless Fascia (M12)	60437

Trans4mer Grille Guard, Black	60036
Light Bar, Black (*)	29395
Brush Guards, Black (Three-Bar Wrap Around)	39190
Receiver, Black only (use with Trans4mer only)	29397
Trans4mer Grille Guard, Chrome	60037
Light Bar, Chrome (*)	29396
Brush Guards, Chrome (Three-Bar Wrap Around)	60405
Winch Carrier, Argent only (HS95i, XD9i, X8i, XD9, M8, M6)	29394
Winch Carrier, Argent only (M12, M8274)	30030
Winch Carrier, Black, Com'l Series 9 & 12 (16)	60420

Multi-Mount Winch Frame (HS95i, HS95, XD9i, X8i, XD9, M8, M6) V	26370
Front Receiver	60268

'99-00 GMC SIERRA, '00 YUKON, YUKON XL, 1/2 TON ONLY, 2WD & 4WD (EXCLUDES DENALI)

Rio Grande Grille Guard, Stainless.....	60442
Brush Guards, Stainless (Two-Bar Wrap Around)	60449
Winch Carrier and Stainless Fascia (HS95i, XD9i, X8i)	60434
Winch Carrier and Stainless Fascia (M12)	60436

Rio Grande Grille Guard, Black	60443
Brush Guards, Black (Two-Bar Wrap Around)	39594
Winch Carrier and Black Powder Coated Stainless Fascia (HS95i, XD9i, X8i)	60435
Winch Carrier and Black Powder Coated Stainless Fascia (M12)	60437

Trans4mer Grille Guard, Black	39477
Light Bar, Black (*)	29395
Brush Guards, Black (Two-Bar Wrap Around)	39594
Receiver, Black only (use with Trans4mer only)	29397

Trans4mer Grille Guard, Chrome	39478
Light Bar, Chrome (*)	29396
Brush Guards, Chrome (Two-Bar Wrap Around)	39595
Winch Carrier, Argent only (HS95, XD9i, X8i, XD9, M8, M6)	29394
Winch Carrier, Argent only (M12, M8274)	30030
Winch Carrier, Com'l Series 9 & 12 (16)	60420

Hidden Mount (HS95, XD9, M8, M6) (21)	61770
--	-------

Multi-Mount Winch Frame (HS95i, HS95, XD9i, X8i, XD9, M8, M6) V	26370
Front Receiver	38490

'99-00 GMC SIERRA, '00 YUKON XL, 3/4 TON ONLY, 2WD & 4WD

Rio Grande Grille Guard, Stainless.....	60444
Brush Guards, Stainless Steel (Two-Bar Wrap Around).....	60449
Winch Carrier and Stainless Fascia (HS95i, XD9i, X8i)	60434
Winch Carrier and Stainless Fascia (M12)	60436

Rio Grande Grille Guard, Black	60445
Brush Guards, Black (Two-Bar Wrap Around)	39594
Winch Carrier and Black Powder Coated Stainless Fascia (HS95i, XD9i, X8i)	60435
Winch Carrier and Black Powder Coated Stainless Fascia (M12)	60437

Trans4mer Grille Guard, Black	60319
Light Bar, Black (*)	29395
Brush Guards, Black (Two-Bar Wrap Around)	39594
Receiver, Black only (use with Trans4mer only)	29397

Trans4mer Grille Guard, Chrome	60320
Light Bar, Chrome (*)	29396
Brush Guards, Chrome (Two-Bar Wrap Around)	39595
Winch Carrier, Argent only (HS95i, HS95, XD9i, X8i, XD9, M8, M6)	29394
Winch Carrier, Argent only (M12, M8274)	30030
Winch Carrier, Com'l Series 9 & 12 (16)	60420

Multi-Mount Winch Frame (HS95i, HS95, XD9i, X8i, XD9, M8, M6) V	26370
Front Receiver	60268

FOOTNOTES:

V 6m/20' Power Lead (PN 32963) or 8m/24' Power Lead (PN 32966) required for winching from rear.

(16) Fits Series 9 or 12 commercial winch with 12"/304.8mm wide foot print.

(20) Roller Fairlead Cover 25363 is highly recommended. Hidden Mount is compatible with Light Bar 61090.

(21) Roller Fairlead Cover 25580 is highly recommended. Hidden Mount is compatible with Light Bar 61090.

(*) Cannot be used with winch carrier when winch is mounted



WINCH MOUNTING SYSTEMS

'88-99 K-SERIES 4X4 PICKUP 1/2, 3/4, 1 TON, '92-99 4X4 BLAZER, YUKON, SUBURBAN, TAHOE (EXCLUDES R/V 1 TON & 2WD C3500 HD, NEW DESIGN '99 SILVERADO)

Black Classic Bumper (M12, HS95i, HS95, XD9i, X8i, XD9, M8274, M8, M6) <i>S,E</i>	26150
Grille/Brush Guard, Black (optional)	26185
Air Dam, Black (optional) (1)	28050
Air Scoop (required for Turbo Diesels).....	30680
Chrome Classic Bumper (M12, XD9i, X8i, XD9, M8274, M8, M6) <i>S,E</i>	26161
Grille/Brush Guard, chrome (optional)	26190
Air Dam, black (optional) (1)	28050
Air Scoop (required for Turbo Diesels).....	30680
Enforcer Bumper, black (M12 ^P , HS95, XD9, M8, M6) <i>M,S,Y,(1)(2)</i>	27718
Hardware Kit	25913
Enforcer Bumper, chrome (M12 ^P , HS95, XD9, M8, M6) <i>M,S,Y,(1)(2)</i>	25883
Hardware Kit	25913
Hidden Mount (M8, M6) (1) (2)	22555
Multi-Mount Winch Frame (HS95i, HS95, XD9i, X8i, XD9, M8, M6) <i>V</i>	26370
Front Receiver ^I	25897
Trans4mer Grille Guard, Black ^S	29753
Light Bar, Black (*)	29169
Brush Guards, Black (Non-Wrap Around)	29768
Brush Guards, Black (Wrap with Ribs).....	30557
Receiver, Black only (use with Trans4mer only).....	29166
Trans4mer Grille Guard, Chrome ^S	29754
Light Bar, Chrome (*).....	29170
Brush Guards, Chrome (Non-Wrap Around).....	29769
Winch Carrier, Argent only (XD9i, X8i, XD9, M8, M6) ^J	29165
Winch Carrier, Argent only (HS95i, HS95).....	39781
Winch Carrier, Argent only (M8274).....	30040

'81-87 PICKUP 1/2, 3/4, 1 TON; '81-88 PICKUP 1 TON; '81-'91 BLAZER, JIMMY, SUBURBAN, 1 TON R/V PICKUP

Black Classic Bumper (M12, XD9i, X8i, XD9, M8274, M8, M6).....	23162
Hardware Kit ^B	25401
Chrome Classic Bumper (M12, XD9i, X8i, XD9, M8274, M8, M6).....	24702
Hardware Kit ^B	25401
Black Combo (2 headlights) (M12, HS95i, HS95, XD9i, X8i, XD9, M8274, M8, M6) (Non-Wrap Around)	18430
Hardware Kit	17810
Black Combo (4 headlights) (M12, HS95i, HS95, XD9i, X8i, XD9, M8274, M8, M6) (Non-Wrap Around)	18430
Hardware Kit	17820
Chrome Combo (4 headlights) (M12, HS95i, HS95, XD9i, X8i, XD9, M8274, M8, M6) (Non-Wrap Around)	21825
Hardware Kit	21827
Enforcer Bumper, Black (M12, XD9, M8, M6) <i>M,Y</i>	27718
Hardware Kit ^B	25906
Enforcer Bumper, Chrome (M12, XD9, M8, M6) <i>M,Y</i>	25883
Hardware Kit ^B	25906
Multi-Mount Winch Frame (HS95i, HS95, XD9i, X8i, XD9, M8, M6) <i>V</i>	26370
Front Receiver	25855

'73-80 PICKUP 1/2, 3/4, 1 TON; BLAZER, JIMMY, SUBURBAN

Black Classic Bumper (M12, XD9i, X8i, XD9, M8274, M8, M6)	23162
Hardware Kit	25405
Chrome Classic Bumper (M12, XD9i, X8i, XD9, M8274, M8, M6).....	24702
Hardware Kit	25405

'98-00 S-10 4X4 PICKUP, 4X4 BLAZER (FITS MODELS WITH BUMPER RUB STRIP ONLY; DOES NOT FIT GMC SONOMA, JIMMY, HIGHRIDER)

Trans4mer Grille Guard, Black	37175
Light Bar, Black (*)	29169
Brush Guards, Black (Non-Wrap Around)	30146
Receiver, Black only (use with Trans4mer only).....	29166
Trans4mer Grille Guard, Chrome	37176
Light Bar, Chrome (*).....	29170
Brush Guards, Chrome (Non-Wrap Around).....	30147
Winch Carrier, Argent only (XD9i, X8i, XD9, M8, M6) ^J	29165
Winch Carrier, Argent only (HS95i, HS95).....	39781
Multi-Mount Winch Frame (HS95i, HS95, XD9i, X8i, XD9, M8, M6) <i>V</i>	26370
Front Receiver	38271

FOOTNOTES:

- B** '81-82 models will require turn signal light relocation. No provisions are included.
- E** Air Scoop 30680 required for Turbo Diesels.
- I** Will not fit 2WD.
- J** Must be revision #BØ for 9000 winch PN 27550 or 28500.
- M** Roller Fairlead PN 5742 required.
- S** For 2WD trucks the bumper or grille guard will match the front-end styling of the truck. However, the frame brackets will not fit and will require significant rework.
- P** Will not fit '91-96 diesel made in Canada.
- V** 6m/20' Power Lead (PN 32963) or 8m/24' Power Lead (PN 32966) required for winching from rear.
- Y** Use light kit PN 220412 or PN 220312 or PN 220332.
- (1) Not recommended for Turbo Diesel models with air intake openings in bumper.
- (2) Does not fit '97-99 models.
- (3) GMC SLE, SLS and SLT require slots to be cut into plastic bumper cover.
- (16) Fits Series 9 or 12 commercial winch with 12"/304.8mm wide foot print.
- (*) Cannot be used with winch carrier when winch is mounted



Chevrolet/GMC

WINCH MOUNTING SYSTEMS

'98-00 ZR2 PICKUP, BLAZER, S-10 4X4 PICKUP
(FITS MODEL WITHOUT BUMPER RUB STRIP; DOES NOT FIT
GMC SONOMA, JIMMY, HIGHRIDER)

Trans4mer Grille Guard, Black	38475
Light Bar, Black (*)	29169
Brush Guards, Black (Non-Wrap Around)	30146
Receiver, Black only (use with Trans4mer only)	29166
Trans4mer Grille Guard, Chrome.....	38476
Light Bar, Chrome (*)	29170
Brush Guards, Chrome (Non-Wrap Around).....	30147
Winch Carrier, Argent only (XD9i, X8i, XD9, M8, M6) ^J	29165
Winch Carrier, Argent only (HS95i, HS95)	39781
Multi-Mount Winch Frame (HS95i, HS95, XD9i, X8i, XD9, M8, M6) ^V	26370
Front Receiver	38271

'94-97 S-SERIES & SONOMA 4X4 PICKUP; '95-97 BLAZER, JIMMY,
4X4 ONLY, INCLUDES ZR2 & HIGHRIDER

Trans4mer Grille Guard, Black ⁽³⁾	30090
Light Bar, Black (*)	29169
Brush Guards, Black (Non-Wrap Around)	30146
Receiver, Black only (use with Trans4mer only)	29166
Trans4mer Grille Guard, Chrome ⁽³⁾	30091
Light Bar, Chrome (*)	29170
Brush Guards, Chrome (Non-Wrap Around)	30147
Winch Carrier, Argent only (XD9i, X8i, XD9, M8, M6) ^J	29165
Winch Carrier, Argent only (HS95i, HS95)	39781
Multi-Mount Winch Frame (HS95i, HS95, XD9i, X8i, XD9, M8, M6) ^V	26370
Front Receiver	30170

'82-93 S-10 AND S-15 PICKUP; '94-82 S-BLAZER & S-JIMMY
(2WD & 4WD)

Black Combo (XD9i, X8i, XD9, M8, M6) (Non-Wrap Around) ^L	19730
Hardware Kit	19742
Chrome Combo (XD9i, X8i, XD9, M8, M6) (Non-Wrap Around) ^W	21824
Hardware Kit	19742
Multi-Mount Winch Frame (HS95i, HS95, XD9i, X8i, XD9, M8, M6) ^V	26370
Front Receiver ^N	26060

WARN LIGHT BAR

	YEAR	PN
Silverado/GMC Sierra 1500/2500 Pickup.....	:00	.61090
Suburban/GMC Yukon XL 1500/2500.....	:01	.61090
Tahoe/GMC Yukon.....	:01	.61090

FOOTNOTES:

- J Must be revision #BØ for 9000 winch PN 27550 or 28500.
- L Must be revision #FØ for 9000 winch PN 27550 or 28500.
- N Will not fit 2WD S-Blazer, S-Jimmy.
- V 20'/6m Power Lead (PN 32963) or 24'/8m Power Lead (PN 32966) required for winching from rear.
- W Must be revision #JØ for 9000 winch PN 27550 or 28500.
- (3) GMC SLE, SLS and SLT require slots to be cut into plastic bumper cover.
- *) Cannot be used with winch carrier when winch is mounted



4X STEPS

	YEAR	PN
Silverado/Sierra 1/2 ton Pickup	'99-01	61330
Silverado/Sierra 1/2 ton Pickup, Rear (4WD)	'00-01	61260
Silverado/Sierra 1/2 ton Pickup (4WD) ^U	'99-00	39360
Silverado/Sierra 1/2 ton Pickup (4WD) ^T	'00	60920
Silverado/Sierra 1/2 ton 3rd door (sold as one step)	'99-00	61040
Silverado/Sierra 3/4 ton 3rd door (sold as one step)	'99-00	61140
Silverado/Sierra 3/4 ton Pickup (4WD)	'99-01	39740
K Series Pickup (4WD)	'88-00	36713
2 dr Tahoe/Yukon	'92-99	36713
4 dr Tahoe/Yukon Front only	'95-99	36713
Suburban (Front or Rear)	'92-99	36713
S-10/Sonoma (4WD)	'94-00	37167
Blazer (4WD) 2 dr	'95-00	37167
Blazer (4WD) 4 dr (Front only)	'95-00	37167
Wing nut kit (includes 8 pieces)		37260

FOOTNOTES:
T Excludes standard cab
U Excludes '00 extended cab

4X BOARDS

	YEAR	MOUNTING KIT WITHOUT 4X FLARES	MOUNTING KIT WITH 4X FLARES	EXTRUSION KIT PART NO.	EXTRUSION KIT LENGTH
FULL SIZE (4WD) PICKUP^E					
Standard cab/Long box	'88-98	34717	34718	34743	78.0"/1.98m
Extended cab/Short box	'88-98	34715	34716	34744	87.5"/2.22m
Extended cab/Long box	'88-98	34717	34718	34747	100.0"/2.54m
Crew cab/Long box ^F	'88-98	34717	34718	34748	114.0"/2.90m
Full-size 2dr Tahoe/Yukon	'92-98	34719	34720	35082	56.13"/1.43m
SUBURBAN					
	'92-98	34719	34720	36876	76.8"/1.95m
4DR BLAZER (4WD)					
	'95-98	34724	-	34737	60.0"/1.52m
S-10/SONOMA (4WD) PICKUP					
Standard cab/Short box	'94-98	34722	34723	34751	58.13"/1.48m
Standard cab/Long box	'94-98	34722	34723	34750	67.63"/1.72m
Extended cab/Short box	'94-98	34722	34723	34749	72.63"/1.85m
Wing Nut Kit (includes twelve pieces)					397320

FOOTNOTES:
E Chevy Sportside models must order long box mounting kits.
F Except '88-91 Crew Cab/long box.



Chevrolet/GMC

4X FLARES™

CHEVROLET

	YEAR	PN
C/K Pickup Front.....	'73-80.....	29871
C/K Pickup Rear.....	'73-80.....	27996
C/K Pickup Front.....	'81-87.....	27993
C/K Pickup Rear.....	'81-87.....	27996
C/K Pickup Front.....	'88-00.....	26548
C/K Pickup Rear B	'88-00.....	26734
Silverado Pickup Front.....	'99-00.....	39020
Silverado Pickup Rear.....	'99-00.....	39025
C/K Crew Cab Front.....	'81-91.....	27993
C/K Crew Cab Rear B	'81-91.....	27996
C/K Crew Cab Front.....	'92-00.....	26548
C/K Crew Cab Rear B	'92-00.....	26734
Sportside Pickup Front.....	'88-98.....	26548
Sportside Pickup Rear.....	'88-98.....	30746
Silverado Sportside Front.....	'99-00.....	39020
Silverado Sportside Rear.....	'99-00.....	60785
Suburban Front.....	'81-91.....	27993
Suburban Rear.....	'81-91.....	27996
Suburban Front.....	'92-99.....	26548
Suburban Rear.....	'92-99.....	26734
Suburban Front.....	'00.....	39020
Suburban Front w/OE boards.....	'00.....	60860
Suburban Rear.....	'00.....	61095
K Blazer Front.....	'81-91.....	27993
K Blazer Rear.....	'81-91.....	27996

FOOTNOTES:

- B** Flares do not fit boxes for dual wheel axles.
- C** Requires drilling door panel.
- D** Two door only.

YEAR PN

K Blazer Front.....	'92-94.....	26548
K Blazer Rear.....	'92-94.....	26734
Tahoe 2 dr Front.....	'95-99.....	26548
Tahoe 2 dr Rear.....	'95-99.....	26734
Tahoe 4 dr Front.....	'95-99.....	26548
Tahoe 4 dr Rear C	'95-99.....	34238
Tahoe 4 dr Front.....	'00.....	39020
Tahoe 4 dr Front w/OE boards.....	'00.....	60860
Tahoe 4 dr Rear C	'00.....	61115
S-10 Pickup Front.....	'82-93.....	26558
S-10 Pickup Rear.....	'82-93.....	26736
S-10 Pickup Front.....	'94-00.....	32956
S-10 Pickup Rear.....	'94-00.....	32957
S-10 Blazer Front.....	'82-94.....	26558
S-10 Blazer Rear D	'82-94.....	29894

GMC

C/K Pickup Front.....	'73-80.....	29871
C/K Pickup Rear.....	'73-80.....	27996
C/K Pickup Front.....	'81-87.....	27993
C/K Pickup Rear.....	'81-87.....	27996
C/K Pickup Front.....	'88-98.....	26548
C/K Pickup Rear B	'88-98.....	26734
Sierra Pickup Front.....	'99-00.....	39020
Sierra Pickup Rear.....	'99-00.....	39025

YEAR PN

C/K Crew Cab Front.....	'81-91.....	27993
C/K Crew Cab Rear B	'81-91.....	27996
C/K Crew Cab Front.....	'92-00.....	26548
C/K Crew Cab Rear B	'92-00.....	26734
Sierra Sportside Front.....	'99-00.....	39020
Sierra Sportside Rear.....	'99-00.....	60785
Suburban Front.....	'81-91.....	27993
Suburban Rear.....	'81-91.....	27996
Suburban Front.....	'92-99.....	26548
Suburban Rear.....	'92-99.....	26734
K Jimmy Front.....	'81-91.....	27993
K Jimmy Rear.....	'81-91.....	27996
K Jimmy Front.....	'92-94.....	26548
K Jimmy Rear.....	'92-94.....	26734
Yukon 2 dr Front.....	'95-99.....	26548
Yukon 2 dr Rear.....	'95-99.....	26734
Yukon 4 dr Front.....	'95-99.....	26548
Yukon 4 dr Rear C	'95-99.....	34238
S-15 Pickup Front.....	'82-93.....	26558
S-15 Pickup Rear.....	'82-93.....	26736
S-15 Pickup Front.....	'94-00.....	32956
S-15 Pickup Rear.....	'94-00.....	32957
S-15 Jimmy Front.....	'82-94.....	26558
S-15 Jimmy Rear D	'82-94.....	29894

THINLINE FLARES™

CHEVROLET

	YEAR	PN
C/K Pickup Front.....	'88-98.....	36500
C/K Pickup Rear B	'88-98.....	36495
Silverado Pickup Front.....	'99-00.....	38410
Silverado Pickup Rear.....	'99-00.....	38415
Silverado Sportside Pickup Front.....	'99-00.....	38410
Silverado Sportside Pickup Rear.....	'99-00.....	39235
C/K Crew Cab Front.....	'92-00.....	36500
C/K Crew Cab Rear B	'92-00.....	36495
Suburban Front.....	'92-99.....	36500
Suburban Rear.....	'92-99.....	36495
Suburban Front.....	'00.....	38410

FOOTNOTES:

- B** Flares do not fit boxes for dual wheel axles.
- C** Requires drilling door panel.

YEAR PN

Suburban Front w/ OE boards.....	'00.....	61080
Suburban Rear.....	'00.....	61085
K Blazer Front.....	'92-94.....	36500
K Blazer Rear.....	'92-94.....	36495
Tahoe 2 dr Front.....	'95-00.....	36500
Tahoe 2 dr Rear.....	'95-00.....	36495
Tahoe 4 dr Front.....	'95-99.....	36500
Tahoe 4 dr Rear C	'95-99.....	36770

GMC

C/K Pickup Front.....	'88-98.....	36500
C/K Pickup Rear B	'88-98.....	36495
Sierra Pickup Front.....	'99-00.....	38410
Sierra Pickup Rear.....	'99-00.....	38415

YEAR PN

C/K Crew Cab Front.....	'92-00.....	36500
C/K Crew Cab Rear B	'92-00.....	36495
Sierra Sportside Front.....	'99-00.....	38410
Sierra Sportside Rear.....	'99-00.....	39235
Suburban Front.....	'92-99.....	36500
Suburban Rear.....	'92-99.....	36495
K Jimmy Front.....	'92-94.....	36500
K Jimmy Rear.....	'92-94.....	36495
Yukon 2 dr Front.....	'95-99.....	36500
Yukon 2 dr Rear.....	'95-99.....	36495
Yukon 4 dr Front.....	'95-99.....	36500
Yukon 4 dr Rear C	'95-99.....	36770



4WD HUBS

	Year	Cautionary Footnotes	Spline Count	Standard Manual PN	Premium Manual PN	Spindle Nut Kit Std/Prem	Hub Service Kit	
							Std	Prem
Blazer, Jimmy, Suburban	'69-91	G, H	19	9790	20990	32720	11967	20825
1/2 Ton Pickup	'69-87	G, H	19	9790	20990	32720	11967	20825
3/4 Ton Pickup	'60-76	G	19		9072			7302
3/4 Ton Pickup	'77-87	G, H	19	9790	20990	32720	11967	20825
1 Ton Pickup	'76-87	H	30	11690	38826	32721	11714	
1 Ton Pickup, V-Series Crew Cab	'88-90	H	30	11690	38826	32721	11714	
Geo Tracker	'89-00	J	26	39198	34581			7309

- Cautionary Footnotes:**
- G** Vehicles with full-time 4WD will require a transfer case conversion kit.
 - H** When replacing automatic 3 hole cap screw hubs with manual hubs, you must purchase corresponding spindle nut conversion kit per application chart.
 - J** Not for front axle disconnect systems



4X4 VACUUM ACTUATOR PN 34760

Replaces the original equipment thermal actuator on the following vehicles: * Will not fit '96-97 7.4 L gas application.

- '88-97 GMC/ Chevrolet K1500, K2500, K3500 model 4WD trucks.*
- '92-97 GMC/Chevrolet Suburban*
- '95-97 GMC Yukon/Chevrolet Tahoe*
- '92-94 GMC Jimmy/Chevrolet Blazer

Note: '92 and some '93 w/diesel engine do not have a belt driven vacuum pump. The Vacuum Actuator cannot be installed without some type of pump (electric or belt driven).

FULL FLOAT REAR AXLES

HOW TO ORDER: Warn offers its full-floating rear axles with your choice of hubs or drive flanges. You will need to order two part numbers to make a complete kit: a foundation part number and the hub or drive flange number.

Photo	Year	Axle	Differential	Choose one		
				Full Float Axle Foundation Kit	Full Float Hublock Set	Full Float Drive Flange Set
Pickup & Blazer	'87 & Prior	Corporate 10/12 Bolt	30 Spline	61763	39301	39345

- NOTES:**
- Most rear brake drums must have the center hole enlarged to fit over the wheel hub.
 - Full Float Axle Kits will increase track width by 1/4" to 3/8" per side.
 - Warn Full Float Axle Kits are not compatible with other aftermarket disc brake conversion kits.

FRONT AXLES

	Year	PN	Length	Splines	U-Joint
INNER AXLE SHAFTS					
Chevrolet Corporate Pickup, Blazer (Left)	'79-87	39252	19.15	28	297X
Chevrolet Corporate Pickup, Blazer (Right)	'79-87	39253	35.46	28	297X
Chevrolet Dana 44 Pickup, Blazer (Left)	'69-78	38809	18.31	30	297X
Chevrolet Dana 44 Pickup, Blazer (Right)	'69-78	39529	36.13	30	297X
OUTER AXLE SHAFTS					
Chevy K-10, Blazer	'73-87	38815	9.94	19	297X

- NOTES:**
- * Not for closed knuckle applications
 - * Axle shafts are measured from the center of the U-joint to the end of the axle splines.

DISK BRAKE BRACKETS

AXLE	PN
Chevrolet 10/12 Bolt Heavy Duty only (Set) ³	Corporate 10/12 Bolt60505

- NOTES:**
- * Warn disk brake brackets will only work with Warn floating axle kits
 - * Warn disk brake brackets are designed to work with GM metric or Cadillac calipers
 - * This is not a conversion kit, and will require extra parts (rotor and calipers) and a good knowledge of brake systems
 - ³ Uses a modified '88-91 K1500 GM front rotor



Dodge

WINCH MOUNTING SYSTEMS

FOOTNOTES:

- A Must be Revision # FØ (or later) for '92-93 models.
- C Must be revision #FØ (or later) for '92-96 models.
- I Will not fit 2WD.
- T Available while supplies last.
- (16) Fits Series 9 or 12 commercial winch with 12"/304.8mm wide foot print.
- (*) Cannot be used with winch carrier when winch is mounted

97-00 DAKOTA 4X4; '98-00 DURANGO 4X4 (EXCEPT "SPORT" PACKAGE)

Trans4mer Grille Guard, Black	35095
Light Bar, Black (*)	29395
Brush Guards, Black (Non-Wrap Around)	35097
Receiver, Black only (use with Trans4mer only)	29397
Trans4mer Grille Guard, Chrome.....	35096
Light Bar, Chrome (*)	29396
Winch Carrier, Argent only (HS95i, HS95, XD9i, X8i, XD9, M8, M6)	29394

'87-96 DAKOTA

Black Combo (XD9i, X8i, XD9, M8, M6) (Non-Wrap Around) C.I	22167
--	-------

'94-01 RAM PICKUP 1/2, 3/4, 1 TON 2WD & 4WD (EXCEPT '99-01 "SPORT" PACKAGE)

Trans4mer Grille Guard, Black	30092
Light Bar, Black (*)	29395
Brush Guards, Black (Non-Wrap Around)	30106
Receiver, Black only (use with Trans4mer only)	29397
Trans4mer Grille Guard, Chrome.....	30093
Light Bar, Chrome (*)	29396
Brush Guards, Chrome (Non-Wrap Around)	30107
Winch Carrier, Argent only (HS95i, HS95, XD9i, X8i, XD9, M8, M6)	29394
Winch Carrier, Argent only (M12, M8274)	30030
Winch Carrier, Black, Com'l Series 9 & 12 (16)	60420

Multi-Mount Winch Frame (HS95i, HS95, XD9i, X8i, XD9, M8, M6) V	26370
Front Receiver (will not work with factory tow hooks)	31727

'91-93 PICKUP 1/2, 3/4, 1 TON, RAMCHARGER

Black Classic Bumper (M12, XD9i, X8i, XD9, M8274, M8, M6) A.T	26820
---	-------

Chrome Classic Bumper (M12, XD9i, X8i, XD9, M8274, M8, M6) A.T	26825
--	-------

'72-90 PICKUP 1/2, 3/4, 1 TON; RAMCHARGER

Black Classic Bumper (M12, XD9i, X8i, XD9, M8274, M8, M6)	23162
Hardware Kit	25409

Chrome Classic Bumper (M12, XD9i, X8i, XD9, M8274, M8, M6)	24702
Hardware Kit	25409

4X BOARDS

	YEAR	MOUNTING KIT WITHOUT 4X FLARES	MOUNTING KIT WITH 4X FLARES	EXTRUSION KIT PART NO.	EXTRUSION KIT LENGTH
RAM PICKUP					
Standard cab/Short box	'94-00	34726	34727	34846	63.0"/1.60m
Standard cab/Long box	'94-00	34726	34727	34743	78.0"/1.98m
Extended cab/Short box	'94-00	34726	34727	35085	83.0"/2.11m
Extended cab/Long box	'94-00	34726	34727	34746	98.5"/2.50m
DAKOTA					
Standard cab/Short box	'97+	36357	36357	34739	61.25"/1.56m
Club cab/Short box	'97+	36357	36357	34749	78.0"/1.88m
Standard cab/Long box	'97+	36357	36357	34743	72.63"/1.85m

4X STEPS

	YEAR	PN
Dakota Pickup N	'97-00	37165
Ram Pickup O	'94-00	60830

Wing Nut Kit (includes eight pieces)	37260
--	-------

FOOTNOTES:

- N Body mounted.
- O Excludes V10 Magnum and standard cab dually.



4X FLARES

DODGE	YEAR	PN
Ram Front ^A	'94-00	30210
Ram Rear ^B	'94-00	30211

FOOTNOTES:

- A** Front Flares partially cover door opening.
- B** Flares do not fit boxes for dual wheel axles.

THINLINE FLARES

DODGE	YEAR	PN
Dakota Front	'97-00	35370
Dakota Rear ^X	'97-00	35365
Ram Front	'94-00	37220
Ram Rear ^B	'94-00	37225

FOOTNOTES:

- B** Flares do not fit boxes for dual wheel axles.
- X** Will not fit quad cab

4WD HUBS

	Year	Cautionary Footnotes	Spline Count	Standard Manual PN	Premium Manual PN	Spindle Nut Kit Std/Prem	Hub Service Kit Std	Prem
1/2 Ton Pickup	'57-68		19		9072			7302
1/2 Ton Pickup & Ramcharger	'69-74		19	9790	20990		11967	20825
1/2, 3/4 Ton Pickup & Ramcharger	'80-93		19	9790	20990		11967	20825
3/4 Ton Pickup	'90-93		30	11690	38826		11714	
3/4 Ton Pickup	'57-74		19		9072			7302
1 Ton Pickup	'90-93		30	11690	38826		11714	



Ford

WINCH MOUNTING SYSTEMS

'99-01 SUPER DUTY, F-250, F-350, F-450, F-550 (2X4 & 4X4);
'00 EXCURSION

FOOTNOTES:

- J Must be revision #BØ for 9000 winch PN 27550 or 28500.
- K Except models with far forward mounted stabilizer bar.
- M Roller Fairlead PN 5742 required.
- V 6m/20' Power Lead (PN 32963) or 8m/24' Power Lead (PN 32966) required for winching from rear.
- Y Use light kit PN 220412 or PN 220312 or PN 220332.
- (1) Not recommended for Turbo Diesel models with air intake openings in bumper.
- (4) Moves factory bumper forward five inches.
- (5) Intended to be sold with PN 38772
- (13) Will not fit 2WD models with coil springs. Will not fit Excursion
- (14) Must be Rev. BØ for '99-00 models.
- (16) Fits Series 9 or 12 commercial winch with 12"/304.8mm wide foot print.
- (17) Must be Rev. BØ for HS9000 winch PN 47550, 48500
- (19) Requires factory tow hooks or Adapter Kit PN 37174.
- (22) Roller Fairlead Cover 25580 recommended.
- (23) Roller Fairlead Cover 35363 recommended.
- (24) Cannot be used with factory driving lights.
- (*) Cannot be used with winch carrier when winch is mounted

Rio Grande Grille Guard, Stainless	60446
Brush Guards, Stainless (Two-Bar Wrap Around)	60450
Winch Carrier and Stainless Fascia (HS95i, XD9i, X8i)	60434
Winch Carrier and Stainless Fascia (M12)	60436
Rio Grande Grille Guard, Black	60447
Brush Guards, Black (Two-Bar Wrap Around)	38060
Winch Carrier and Black Powder Coated Stainless Fascia (HS95i, XD9i, X8i)	60435
Winch Carrier, and Black Powder Coated Stainless Fascia (M12)	60437
Trans4mer Grille Guard, Black	38050
Light Bar, Black (*)	29395
Brush Guards, Black (Two-Bar Wrap Around)	38060
Receiver, Black only (use with Trans4mer only)	29397
Trans4mer Grille Guard, Chrome	38051
Light Bar, Chrome (*)	29396
Brush Guards, Chrome (Two-Bar Wrap Around)	38061
Winch Carrier, Argent only (HS95i, HS95, XD9i, X8i, XD9, M8, M6)	29394
Winch Carrier, Argent only (M12, M8274)	30030
Winch Carrier, Black, Com'l Series 9 & 12 (16)	60420
Multi-Mount Winch Frame (HS95i, HS95, XD9i, X8i, XD9, M8, M6) V	26370
Front Receiver (13)	38450
Semi-Hidden Mount (M12) (4)(5)(22)(24)	38750
Skirting Kit (M12)	38772
'99-00 F-150 & F-250 LIGHT DUTY 4X4 ONLY, EXPEDITION 4X4, '01 SUPER CREW 4X4 (REQUIRES FACTORY TOW HOOKS OR ADAPTER KIT SHOWN BELOW)	
Trans4mer Grille Guard, Black	39680
Light Bar, Black (*)	29395
Brush Guards, Black (Two-Bar Wrap Around)	39900
Receiver, Black only (use with Trans4mer only)	29397
Trans4mer Grille Guard, Chrome	39681
Light Bar, Chrome (*)	29396
Brush Guards, Chrome (Two-Bar Wrap Around)	39901
Winch Carrier, Argent only (HS95i, HS95, XD9i, X8i, XD9, M8, M6)	29394
Winch Carrier, Argent only (M12, M8274)	30030
Winch Carrier, Black, Com'l Series 9 & 12 (16)	60420
Semi-Hidden Mount (HS95i, HS95, XD9i, X8i, XD9, M8, M6) (14)(19)	34701
Multi-Mount Winch Frame (HS95i, HS95, XD9i, X8i, XD9, M8, M6) V	26370
Front Receiver (14)(19)	33088
Adapter Kit (use on vehicles without factory tow hooks)	37174

'97-98 F-150 & F-250 LIGHT DUTY 4X4 ONLY, EXPEDITION 4X4
(REQUIRES FACTORY TOW HOOKS OR ADAPTER KIT SHOWN BELOW)

Trans4mer Grille Guard, Black	33086
Light Bar, Black (*)	29169
Brush Guards, Black (Non-Wrap Around)	33602
Receiver, Black only (use with Trans4mer only)	29166
Trans4mer Grille Guard, Chrome	33087
Light Bar, Chrome (*)	29170
Brush Guards, Chrome (Non-Wrap Around)	33603
Winch Carrier, Argent only (XD9i, X8i, XD9, M8, M6) J	29165
Winch Carrier, Argent only (HS95i, HS95)	39781
Winch Carrier, Argent only (M8274)	30040
Semi-Hidden Mount (HS95i, HS95, XD9i, X8i, XD9, M8, M6) (17)(23)	34701
Multi-Mount Winch Frame (HS95i, HS95, XD9i, X8i, XD9, M8, M6) V	26370
Front Receiver	33088
Adapter Kit (use on vehicles without factory tow hooks)	37174
'92-96 F-SERIES PICKUP 1/2, 3/4, 1 TON; BRONCO (INCLUDES COMMERCIAL F-350 & SUPER DUTY), '97 F-250 HEAVY DUTY & F-350	
Black Classic Bumper (M12, HS95i, HS95, XD9i, X8i, XD9, M8274, M8, M6)	27630
Grille/Brush Guard, Black (optional) (Non-Wrap Around)	27632
Air Dam, Black (optional) (1)	28050
Chrome Classic Bumper (M12, XD9i, X8i, XD9, M8274, M8, M6)	27631
Grille/Brush Guard, Chrome (optional) (Non-Wrap Around)	27633
Air Dam, Chrome (optional) (1)	28050
Enforcer Bumper, Black (M12 ^K , HS95, XD9, M8, M6) M.Y.(1)	27718
Hardware Kit (M12 ^K , HS95, XD9, M8, M6)	28025
Enforcer Bumper, Chrome (M12 ^K , HS95, XD9, M8, M6) M.Y.(1)	25883
Hardware Kit (M12 ^K , HS95, XD9, M8, M6)	28025
Enforcer Bumper, Chrome with Air slots (M12 ^K , HS95, XD9, M8, M6) M.Y.(1)	30613
Hardware Kit	28025
Multi-Mount Winch Frame V	26370
Front Receiver K	28070
Trans4mer Grille Guard, Black	29757
Light Bar, Black (*)	29395
Brush Guards, Black (Non-Wrap Around)	29781
Brush Guards, Black (Wrap with Ribs)	30557
Receiver, Black only (use with Trans4mer only)	29397
Trans4mer Grille Guard, Chrome	29758
Light Bar, Chrome (*)	29396
Brush Guards, Chrome (Non-Wrap Around)	29782
Winch Carrier, Argent only (HS95i, HS95, XD9i, X8i, XD9, M8, M6)	29394
Winch Carrier, Argent only (M12, M8274)	30030
Winch Carrier, Black, Com'l Series 9 & 12 (16)	60420



WINCH MOUNTING SYSTEMS

'87-91 F-SERIES PICKUP 1/2, 3/4, 1 TON; BRONCO

Black Classic Bumper (M12, XD9i, X8i, XD9, M8274, M8, M6).....	26113
Air Dam, Black (optional).....	28050

Chrome Classic Bumper (M12, XD9i, X8i, XD9, M8274, M8, M6).....	26140
Air Dam, Chrome (optional).....	28050

Black Combo (M12, HS95i, HS95, XD9i, X8i, XD9, M8274, M8, M6) (Non-Wrap Around).....	22018
---	-------

Enforcer Bumper, Black (M12 ^K , HS95, XD9, M8, M6) ^{M,Y}	27718
Hardware Kit.....	25898

Enforcer Bumper, Chrome (M12 ^K , HS95, XD9, M8, M6).....	25883M,Y
Hardware Kit.....	25898

Multi-Mount Winch Frame (HS95i, HS95, XD9i, X8i, XD9, M8, M6) ^V	26370
Front Receiver.....	(6)

'80-86 F-SERIES PICKUP 1/2, 3/4, 1 TON; BRONCO

Black Classic Bumper (M12, XD9i, X8i, XD9, M8274, M8, M6).....	23162
Hardware Kit.....	25411

Chrome Classic Bumper (M12, XD9i, X8i, XD9, M8274, M8, M6).....	24702
Hardware Kit.....	25411

Black Combo (M12, HS95i, HS95 ⁽⁷⁾ , XD9i, X8i, XD9, M8274, M8, M6) (Non-Wrap Around).....	21852
---	-------

Enforcer Bumper, Black (M12 ^K , HS95, XD9, M8, M6) ^{M,Y}	27718
Hardware Kit.....	25890

Enforcer Bumper, Chrome (M12 ^K , HS95, XD9, M8, M6) ^{M,Y}	25883
Hardware Kit.....	25890

Multi-Mount Winch Frame (HS95i, HS95, XD9i, X8i, XD9, M8, M6) ^V	26370
Front Receiver.....	(6)

'78-79 BRONCO; '72-79 PICKUP 1/2, 3/4, 1 TON

Black Classic Bumper (M12, XD9i, X8i, XD9, M8274, M8, M6).....	23162
Hardware Kit.....	25413

Chrome Classic Bumper (M12, XD9i, X8i, XD9, M8274, M8, M6).....	24702
Hardware Kit.....	25413

'98-00 RANGER 4X4

Trans4mer Grille Guard, Black	37133
Light Bar, Black ^(*)	29169
Brush Guards, Black (Non-Wrap Around).....	30146
Receiver, Black only (use with Trans4mer only).....	29166
Trans4mer Grille Guard, Chrome	37134
Light Bar, Chrome ^(*)	29170
Brush Guards, Chrome (Non-Wrap Around).....	30147
Winch Carrier, Argent only (XD9i, X8i, XD9, M8, M6) ^J	29165
Winch Carrier, Argent only (HS95i, HS95).....	39781

Multi-Mount Winch Frame (HS95i, HS95, XD9i, X8i, XD9, M8, M6) ^V	26370
Front Receiver.....	38485

'93-97 RANGER

Trans4mer Grille Guard, Black	29141H
Light Bar, Black ^(*)	29169
Brush Guards, Black (Non-Wrap Around).....	29167
Receiver, Black only (use with Trans4mer only).....	29166
Trans4mer Grille Guard, Chrome ^{H,T}	29142
Light Bar, Chrome ^(*)	29170
Brush Guards, Chrome (Non-Wrap Around).....	29168
Winch Carrier, Argent only (XD9i, X8i, XD9, M8, M6) ^J	29165
Winch Carrier, Argent only (HS95i, HS95).....	39781

'92 RANGER

Black Combo (XD9i, X8i, XD9, M8, M6) (Non-Wrap Around) ^{U,L}	19730
Hardware Kit.....	28075

Chrome Combo (XD9i, X8i, XD9, M8, M6) (Non-Wrap Around) ^{U,W}	21824
Hardware Kit.....	28075

'89-91 RANGER, BRONCO II

Black Combo (XD9i, X8i, XD9, M8, M6) (Non-Wrap Around).....	19730
Hardware Kit.....	26462

Chrome Combo (XD9i, X8i, XD9, M8, M6) (Non-Wrap Around).....	21824
Hardware Kit.....	26462

'83-88 RANGER, BRONCO II

Black Combo (XD9i, X8i, XD9, M8, M6) (Non-Wrap Around) ^L	19730
Hardware Kit.....	19744

Chrome Combo (XD9i, X8i, XD9, M8, M6) (Non-Wrap Around) ^W	21824
Hardware Kit.....	19744

95-98 EXPLORER (EXCLUDES "LIMITED" MODEL, WILL FIT MERCURY MOUNTAINEER WITH MINOR UNSPECIFIED PLASTIC TRIMMING)

Trans4mer Grille Guard, Black	31769
Light Bar, Black ^(*)	29169
Brush Guards, Black (Non-Wrap Around).....	30146
Receiver, Black only (use with Trans4mer only).....	29166
Trans4mer Grille Guard, Chrome	31770
Light Bar, Chrome ^(*)	29170
Brush Guards, Chrome (Non-Wrap Around).....	30147
Winch Carrier, Argent only (XD9i, X8i, XD9, M8, M6) ^J	29165
Winch Carrier, Argent only (HS95i, HS95).....	39781

Multi-Mount Winch Frame (HS95i, HS95) ^V	26370
Front Receiver (XD9i, X8i, XD9, M8, M6) ⁽¹⁸⁾	33040

FOOTNOTES:

H Must be revision #BØ (or later) for '95-97 models.

J Must be revision #BØ for 9000 winch PN 27550 or 28500.

K Except models with far forward mounted stabilizer bar.

L Must be revision #FØ for 9000 winch PN 27550 or 28500.

M Roller Fairlead PN 5742 required.

T Available while supplies last.

U Will not clear factory fog lights on STX models.

V 6m/20' Power Lead (PN 32963) or 8m/24' Power Lead (PN 32966) required for winching from rear.

W Must be revision #JØ for 9000 winch PN 27550 or 28500.

Y Use light kit PN 220412 or PN 220312 or PN 220332.

(7) Must be Revision PØ to mount X8000i or XD9000i.

(18) Will not fit models with large square box device mounted below radiator.

(*) Cannot be used with winch carrier when winch is mounted



Ford

FOOTNOTES:

- L Must be revision #F0 for 9000 winch PN 27550 or 28500.
- T Available while supplies last.
- V 20'/6m Power Lead (PN 32963) or 24'/8m Power Lead (PN 32966) required for winching from rear.
- W Must be revision #J0 for 9000 winch PN 27550 or 28500.

WINCH MOUNTING SYSTEMS

'92-94 EXPLORER 2 & 4 DOOR MODELS (EXCLUDES "LIMITED" MODEL)

Black Combo (XD9i, X8i, XD9, M8, M6) (Non-Wrap Around).....	19730
Hardware Kit	28075

Chrome Combo (XD9i, X8i, XD9, M8, M6) (Non-Wrap Around).....	21824
Hardware Kit	28075

Multi-Mount Winch Frame (HS95i, HS95, XD9i, X8i, XD9, M8, M6) ^V	26370
Front Receiver	26509

'91 EXPLORER 2 & 4 DOOR MODELS

Black Combo (XD9i, X8i, XD9, M8, M6) (Non-Wrap Around) ^L	19730
Hardware Kit ^T	26371

Chrome Combo (XD9i, X8i, XD9, M8, M6) (Non-Wrap Around) ^W	21824
Hardware Kit ^T	26371

Multi-Mount Winch Frame (HS95i, HS95, XD9i, X8i, XD9, M8, M6)	26370
Front Receiver	26509

WARN LIGHT BAR

	YEAR	PN
'99 Ford Super Duty 250/350/Excursion*	'99	60850
Extension Kit for Super Duty Hidden Winch Kit	'99	61077

4X STEPS™

	YEAR	PN
F-150/250 Light Duty (Front only) ^M	'97-01	36881
F-150 Super Crew (Rear Only) ^Q	'01	61390
F-250/350 Heavy Duty (Front or Rear) ^N	'97-98	36880
F-Series (Front or Rear) ^N	'80-96	36880
F-250/350 Super Duty (Front only) ^{S,V}	'99-00	38460
F-250/350 Super Duty (Rear only) ^{Q,S,V}	'99	38470
Ranger ^N	'93-98	37164
Expedition Front	'97-00	37163
Expedition Rear	'97-00	37575
Bronco ^N	'80-96	36880
Wing Nut Kit (includes eight pieces)		37260

FOOTNOTES:

- ^M Modification required if used with std cab/short box truck.
- ^N Body mounted.
- ^Q Crew cab only.
- ^S 4WD only.
- ^V Excludes cab & chassis models

4X BOARDS

	YEAR	MOUNTING KIT WITHOUT 4X FLARES	MOUNTING KIT WITH 4X FLARES	EXTRUSION KIT PART NO.	EXTRUSION KIT LENGTH
F-150 PICKUPS (2WD & 4WD) ^K					
Cab length (standard)	'97-98	34731	34731	34735	43.0"/1.09m
Cab length (extended)	'97-98	34731	34731	34739	61.25"/1.56m
F-SERIES (4WD) PICKUP ^L					
Cab length (standard)	'80-98	34728	34728	34735	43"/1.09m
Cab length (extended)	'80-98	34728	34728	34846	63"/1.60m
Cab length (crew)	'80-98	34728	34728	34743	78.0"/1.98m
Standard cab/Short box	'80-98	34729	34730	34846	63.0"/1.60m
Standard cab/Long box	'80-98	34729	34730	34743	78.0"/1.98m
Extended cab/Short box	'80-98	34729	34730	35085	83.0"/2.11m
Extended cab/Long box	'80-98	34729	34730	34747	100.0"/2.54m
Crew cab/Short box	'80-98	34729	34730	34745	97.0"/2.46m
Crew cab/Long box	'80-98	34729	34730	34748	114.0"/2.90m
SUPER DUTY					
Super Cab/ Short box	'99-00	39370	39370	39736	91.0"/2.3m
Standard Cab/ Long box	'99-00	39370	39370	39720	86.0"/2.18m
Super Cab/ Long box	'99-00	39370	39370	39368	107.0"/2.7m
Crew Cab/ Short box	'99-00	39370	39370	39734	105.5"/2.68m
Crew Cab/ Long box	'99-00	39370	39370	39738	121.5"/3.1m
EXPEDITION					
Expedition	'97	35381	35381	34846	63"/1.6m
<hr/>					
Wing Nut Kit (includes twelve pieces)			397320		

FOOTNOTES:

- ^K Includes '97 F-250 Light Duty.
- ^L Includes '97 F-350 and F-250 Heavy Duty.



THINLINE FLARES

	YEAR	PN
F-Series Pickup Front.....	'92-96.....	38380
F-Series Pickup Rear B,D	'92-96.....	38385
F-250/350 Heavy-Duty Pickup Front.....	'97.....	38380
F-250/350 Heavy-Duty Pickup Rear B	'97.....	38385
F-150/250 Light-Duty Pickup Front D	'97-00.....	33547
F-150/250 Light-Duty Pickup Rear.....	'97-00.....	33548
F-150 Super Crew Front.....	'01.....	33547
F-150 Super Crew Rear.....	'01.....	61400
F-250/350 Super-Duty Pickup Front.....	'99-00.....	37050
F-250/350 Super-Duty Pickup Rear B	'99-00.....	37055
Bronco Front.....	'92-96.....	38380
Bronco Rear.....	'92-96.....	38385
Excursion Front.....	'00.....	37050
Excursion Rear.....	'00.....	60775
Expedition Front.....	'97-00.....	36900
Expedition Rear.....	'97-00.....	36760
Ranger Front.....	'93-00.....	37040
Ranger Rear.....	'93-00.....	37045

4X FLARES

	YEAR	PN
F-Series Pickup Front.....	'80-86.....	29878
F-Series Pickup Rear.....	'80-86.....	29879
F-Series Pickup Front.....	'87-91.....	26543
F-Series Pickup Rear B	'87-91.....	26733
F-Series Pickup Front.....	'92-96.....	27808
F-Series Pickup Rear.....	'92-96.....	26733
Flare Side Front.....	'94-96.....	27808
Flare Side Rear.....	'94-96.....	31389
F-250/350 Heavy-Duty Pickup Front.....	'97.....	27808
F-250/350 Heavy-Duty Pickup Rear B	'97.....	26733
F-250/350 Super-Duty Pickup Front.....	'99-00.....	37060
F-250/350 Super-Duty Pickup Rear B	'99-00.....	37215
F-Bronco Front.....	'80-86.....	29878
F-Bronco Rear.....	'80-86.....	29879
F-Bronco Front.....	'87-91.....	26543
F-Bronco Rear.....	'87-91.....	26733
F-Bronco Front.....	'92-96.....	27808
F-Bronco Rear.....	'92-96.....	26733
Ranger Front.....	'89-92.....	26553
Ranger Rear.....	'89-92.....	26735
Ranger Front.....	'93-00.....	29293
Ranger Rear.....	'93-00.....	29298
Explorer 2 dr Front.....	'91-92.....	27803
Explorer 2 dr Rear.....	'91-92.....	27804
Explorer 2 dr Front.....	'93-94.....	29577
Explorer 2 dr Rear.....	'93-94.....	29578
Explorer 4 dr Front.....	'91-92.....	27803
Explorer 4 dr Rear.....	'91-92.....	27805
Explorer 4 dr Front.....	'93-94.....	29577
Explorer 4 dr Rear.....	'93-94.....	29579

FOOTNOTES:

- B** Flares do not fit boxes for dual wheel axles.
- D** Flares do not fit Flareside box.



Ford

HUB FOOTNOTES:

- B** Will not fit '87-early '88 model vehicles, flange mount. (Dealer item only. See Ford parts & service).
- G** Vehicles with full-time 4WD will require a transfer case conversion kit.
- H** When replacing automatic 3 hole cap screw hubs with manual hubs, you must purchase corresponding spindle nut conversion kit per application chart.
- D** Very early '90 vehicles with 23 tooth axle spline require 1989 model hubs.
- E** When replacing factory automatic hubs with manual hubs, you must also purchase Spindle Nut Conversion Kit #27988 for '83-'89 vehicles; Conversion Kit #27997 for '90-'97.

4WD HUBS

	Year	Cautionary Footnotes	Spline Count	Standard Manual PN	Premium Manual PN	Spindle Nut Kit Std/Prem	Hub Service Kit Std	Prem
Bronco II, Ranger	'83-89	E, D	23	29070		27988		39128
Explorer	'90-94	D, E	27	29071		27997		39128
Ranger	'90-97	E, D	27	29071		27997		39128
Bronco	'66-96	B, G, H	19	9790	20990	32720	11967	20825
1/2 Ton Pickup	'59-96	B, G, H	19	9790	20990	32720	11967	20825
3/4 Ton Pickup	'59-75		19	9790	20990		11967	20825
3/4 Ton Pickup, Light Duty	'75-97	H	19	9790	20990	32720	11967	20825
3/4 Ton Pickup, Heavy Duty	'63-77	G	19	9072				7302
3/4 Ton Pickup, Crew Cab only	'76-77.5		19	29063				7302
3/4 Ton Pickup, Heavy Duty	'78-97	H	30	11690	38826	32721	11714	11714
1 Ton Pickup	'78-97	H	30	11690	38826	32721	11714	11714
Super Duty	'99+		30	11690	38826		11714	11714
Courier, Ranger Int'l only	'99-01		26	61572				

FULL FLOAT REAR AXLES

HOW TO ORDER: Warn offers its full-floating rear axles with your choice of hubs or drive flanges. You will need to order two part numbers to make a complete kit: a foundation part number and the hub or drive flange number.

Photo	Year	Axle	Differential	Required part Full Float Axle Foundation Kit	Choose one Full Float Hublock Set	Full Float Drive Flange Set
	'66-75	9" big brng, 1/2" bolts	31 Spline	61762	36655	39340
	'76-77	9" big brng, 1/2" bolts	31 Spline	61761	36655	39340
	'82-96	8.8"	31 Spline	61760	39301	39345
	'66-81	9" big brng, 1/2" bolts	28/31 Spline	61759	39301	39345
	'66-81	9" big brng, 1/2" bolts	35 Spline	61758	38786	39346

FULL FLOAT NOTES:

- Most rear brake drums must have the center hole enlarged to fit over the wheel hub.
- Full Float Axle Kits will increase track width by 1/4" to 3/8" per side.
- Warn Full Float Axle Kits are not compatible with other aftermarket disc brake conversion kits.

- 1** Blank Axle Shafts are for custom width axle housings

FRONT AXLE NOTES:

- * Not for closed knuckle applications
- * Axle shafts are measured from the center of the U-joint to the end of the axle splines.

FRONT AXLES

	Year	PN	Length	Splines	U-Joint
INNER AXLE SHAFTS					
Ford Bronco (Left)	'67-71	38806	18.44	27	297X
Ford Bronco (Right)	'67-71	38807	28.06	27	297X
Ford Bronco (Left)	'71-77	38809	18.31	30	297X
Ford Bronco (Right)	'71-77	38810	27.94	30	297X
Ford Pickup, Full Size Bronco (Right)	'68-79	39144	33.91	30	297X
Ford Pickup, Full Size Bronco(Left)	'68-79	39143	18.91	30	297X
OUTER AXLE SHAFTS					
Ford Bronco, F-150	'71-79	38816	9.72	19	297X

DISK BRAKE BRACKETS (For Warn Full-Float Axle only)

AXLE	PN
Ford 66-73 Bronco small bearing (Set) ²	Ford 9" 37948
Ford '66-75 Bronco big bearing (Set) ²	Ford 9" 37766
Ford '76-77 Bronco big bearing (Set) ²	Ford 9" 37765
Ford 9" (Torino pattern) (Set) ²	Ford 9" 38249
Ford 9" Heavy Duty (Set) ²	Ford 9" 37765
Ford 8.8" Standard and Heavy Duty (Set) ^{1,2}	Ford 8.8" 60350

NOTES:

- * Warn disk brake brackets will only work with Warn floating axle kits
- * Warn disk brake brackets are designed to work with GM metric or Cadillac calipers
- * This is not a conversion kit, and will require extra parts (rotor and calipers) and a good knowledge of brake systems
- 1** Uses a modified composite '90+ Wrangler front rotor
- 2** Uses a modified '82-86 Jeep CJ-7 front rotor (for rear disc rotor is not modified)



4WD HUBS

	Year	Cautionary Footnotes	Spline Count	Standard Manual PN	Premium Manual PN	Spindle Nut Kit Std/Prem	Hub Service Kit Std	Prem
Scout	'61-70		10		29062			7300
Scout II, Terra, Traveler	'71-80		27		9062			7300
1/2 Ton Pickup, Travelall	'68-75		19	9790	20990		11967	20825
1/2 Ton, 3/4 Ton Pickup	'56-72		19		9072			7302

FULL FLOAT REAR AXLES

HOW TO ORDER: Warn offers its full-floating rear axles with your choice of hubs or drive flanges. You will need to order two part numbers to make a complete kit: a foundation part number and the hub or drive flange number.

Photo	Year	Axle	Differential	Required part Full Float Axle Foundation Kit	Choose one Full Float Hublock Set	Full Float Drive Flange Set	
Scout II	B	'71-80	Dana 44	30 Spline	61743	36655	39340

NOTES:

- Most rear brake drums must have the center hole enlarged to fit over the wheel hub.
- Full Float Axle Kits will increase track width by 1/4" to 3/8" per side.
- Warn Full Float Axle Kits are not compatible with other aftermarket disc brake conversion kits.

FRONT AXLES

	Year	PN	Length	Splines	U-Joint
INNER AXLE SHAFTS					
International Scout II (Left)	'71-80	38790	32.91	30	297X
International Scout II (Right)	'71-80	38808	14.78	30	297X

NOTES:

- * Not for closed knuckle applications
- * Axle shafts are measured from the center of the U-joint to the end of the axle splines.

DISK BRAKE BRACKETS (For Warn Full-Float Axle only)

AXLE	PN
International '71-80 Scout II (Set) ²	Dana 44.....37764

NOTES:

- * Warn disk brake brackets will only work with Warn floating axle kits
 - * Warn disk brake brackets are designed to work with GM metric or Cadillac calipers
 - * This is not a conversion kit, and will require extra parts (rotor and calipers) and a good knowledge of brake systems
- 2 Uses a modified '80-86 CJ7 Front Rotor.

FRONT HUB CONVERSION

	Year	Hub Lock Splines	PN
International Harvester Scout ¹	'71-80	27 Spline	37132
International Harvester Scout ¹	'71-80	30 Spline	61650

NOTES:

- 1 Requires reusing of stock bearings and seals. Optional disk bearing kit PN 38072 or drum bearing kit PN 38073



Isuzu

4WD HUBS

	Year	Cautionary Footnotes	Spline Count	Standard Manual PN	Premium Manual PN	Spindle Nut Kit Std/Prem	Hub Service Kit Std	Prem
Trooper I	'83-86		24		61424			61692
Trooper II	'87-93		26		61385			61693

Jeep

FOOTNOTES:

- (*) Cannot be used with winch carrier when winch is mounted
- Will fit standard bumper and factory optional Jeep tube bumper.
- (8) Hard Winch Cover not compatible with Grille Guard.
- (9) Will not mount to Mopar accessory tube bumper.

WINCH MOUNTING SYSTEMS

'98-00 WRANGLER TJ

Mounting Plate Kit (HS95i, HS95, XD9i, X8i, XD9, M8, M6) ○	37170
Grille Guard Tube (use with 37170) (8)	37171

'97-00 WRANGLER TJ

Mounting Plate Kit (M8274) (9)	38671
--------------------------------------	-------

'97 WRANGLER TJ

Mounting Plate Kit (HS95i, HS95, XD9i, X8i, XD9, M8, M6) ○	33090
Grille Guard Tube (use with 33090) (8)	33091

'86-96 WRANGLER, YJ; '91 RENEGADE

Mounting Plate Kit (HS95i, HS95, XD9i, X8i, XD9, M8, M6)	21390
--	-------

Mounting Plate Kit (M8274)	21395
----------------------------------	-------

'86 & PRIOR CJ, SCRAMBLER

Mounting Plate Kit (M8274)	11310
----------------------------------	-------

Mounting Plate Kit (HS95i, HS95, XD9i, X8i, XD9, M8, M6)	13910
--	-------

'97-00 CHEROKEE (WILL NOT FIT GRAND CHEROKEE)

Trans4mer Grille Guard, Black	39637
-------------------------------------	-------

Light Bar, Black (*)	29395
----------------------------	-------

Brush Guards, Black (Non-Wrap Around)	39563
---	-------

Receiver, Black only (use with Trans4mer only)	29397
--	-------

Winch Carrier, Argent only (XD9i, X8i, XD9, M8, M6)	29394
---	-------

'84-96 WAGONEER, CHEROKEE, COMMANCHE (DOWN SIZE)

Trans4mer Grille Guard, Black	60766
-------------------------------------	-------

Light Bar, Black (*)	29395
----------------------------	-------

Brush Guards, Black (Non-Wrap Around)	39563
---	-------

Receiver, Black only (use with Trans4mer only)	29397
--	-------

Winch Carrier, Argent only (XD9i, X8i, XD9, M8, M6)	29394
---	-------

4X STEPS

	YEAR	PN
Wrangler TJ and YJ	'86-98	37162
Wrangler TJ	'99-00	60790
Wing Nut Kit (includes eight pieces)		37260

WARN BUMPERS FOR JEEP™ VEHICLES

Jeep TJ

Front bumper, TJ	PN 61853
------------------------	----------

Rear bumper, TJ	PN 61854
-----------------------	----------

Optional Front Tube Grille Guard, TJ	PN 61855
--	----------

Jeep YJ

Front bumper, YJ	PN 61856
------------------------	----------

Rear bumper, YJ	PN 61857
-----------------------	----------

Optional Front Tube Grille Guard, YJ	PN 61858
--	----------

Jeep CJ

Front bumper, CJ, '76+	PN 61859
------------------------------	----------

Rear bumper, CJ, '76+	PN 61860
-----------------------------	----------

Optional Front Tube Grille Guard, CJ, '76+	PN 61861
--	----------

TRAIL FLARES

	YEAR	WIDTH	PN
Jeep CJ	'72-86	4"	39240
Jeep YJ Wrangler	'87-96	7"	39840
Jeep TJ Wrangler	'97+	7"	39860
Jeep TJ Wrangler	'97+	6"	39850

Note: sold in complete sets of four.

4X FLARES

	YEAR	PN
Jeep CJ ^R	'72-86	30754
Jeep YJ Wrangler	'87-96	30203
Jeep TJ Wrangler ^R	'97-00	34699

FOOTNOTES:

^R Set of four.



4WD HUBS

	Year	Cautionary Footnotes	Spline Count	Standard Manual PN	Premium Manual PN	Spindle Nut Kit Std/Prem	Hub Service Kit	
							Std	Prem
CJ, Universal, M38A1, Willys.....	'71 & Prior	A	10		29062			7300
CJ, Universal (6 bolt).....	'72-80	G	27		9062			7300
CJ, Universal Scrambler (5 bolt).....	'81-86	F	27	28751				
Jeepster C101 Commando.....	'66-71		10		29062			7300
Jeepster C104.....	'72-73		27		9062			7300
Gladiator, Wagoneer, Pickup.....	'73 & Prior		10		29062			7300
Full size Wagoneer, Cherokee, J-10 Pickup, Commander.....	'74-91	G	19	9790	20990		11967	20825
J-20 Pickup (heavy axle).....	'72-76		19		9072			7302
J-20 Pickup.....	'77-87		19	9790	20990		11967	20825
J4800 Pickup, Camper Spl.....	'69-74		10		6094			7302
Jeep Station Wagon, Pickup.....	'65 & Prior		10		29062			7300

- Cautionary Footnotes:**
- A Very early vehicles may require that the threaded axle end be cut off.
 - F Will not fit vehicles with factory optional chrome wheels.
 - G Vehicles with full-time 4WD will require a transfer case conversion kit.

FULL FLOAT REAR AXLES

HOW TO ORDER: Warn offers its full-floating rear axles with your choice of hubs or drive flanges. You will need to order two part numbers to make a complete kit: a foundation part number and the hub or drive flange number.

	Photo	Year	Axle	Differential	Required part		
					Foundation Kit	Full Float Axle Hublock Set	Full Float Drive Flange Set
CJ.....	B	'71 & Prior	Dana 44	19 Spline	61757	36655	39340
CJ.....	B	'69-71	Dana 44	30 Spline	61756	36655	39340
CJ.....	B	'72-75	Dana 44	30 Spline	61755	36655	39340
CJ 5.....	B	'76-83	AMC 20	29 Spline	61754	36655	39340
CJ 7.....	B	'76-81	AMC 20	29 Spline	61754	36655	39340
CJ (With Quadratrac).....	B	'76-79	AMC 20	29 Spline	61753	36655	39340
CJ 7 & CJ 8.....	B	'82-86	AMC 20	29 Spline	61752	36655	39340
CJ 7.....	B	'86	Dana 44	30 Spline	61751	36655	39340
Wrangler/Cherokee (5 on 4 1/2 wheel bolt pattern) ³	C	'84-89	Dana 35	27 Spline	61750	37780	N/A
Wrangler/Cherokee (5 on 5 1/2 wheel bolt pattern) ²	B	'84-89	Dana 35	27 Spline	61749	60163	39344
Wrangler/Cherokee (5 on 4 1/2 wheel bolt pattern) ³	C	'90-01	Dana 35C	27 Spline	61748	37780	N/A
Wrangler/Cherokee (5 on 5 1/2 wheel bolt pattern) ²	B	'90-01	Dana 35C	27 Spline	61747	60163	39344
TJ Wrangler (5 on 4 1/2 wheel bolt pattern) ³	C	'98-01	Dana 44	30 Spline	61746	38370	N/A
TJ Wrangler (5 on 5 1/2 wheel bolt pattern) ²	B	'98-01	Dana 44	30 Spline	61745	36655	39340

- NOTES:**
- Most rear brake drums must have the center hole enlarged to fit over the wheel hub.
 - Full Float Axle Kits will increase track width by 1/4" to 3/8" per side.
 - Warn Full Float Axle Kits are not compatible with other aftermarket disc brake conversion kits.
 - 2 Wrangler/Cherokee 5 on 5.5" conversions will require 10" AMC 20 drum brakes or larger.
 - 3 5 on 4.5" kits require the wheel center hole diameter to be 2.80" or larger.



FRONT HUB CONVERSION

	Year	Hub Lock Splines	PN
Jeep CJ1	'72-86	27 Spline	37132
Jeep CJ1	'72-86	30 Spline	61650
Jeep Wrangler/Cherokee (using 260X U-Joint) ^{2,3,5}	'84-94	27 Spline	38006
Jeep Wrangler/Cherokee (using 297X U-Joint) ^{2,3,5}	'95+	27 Spline	38007
Jeep Wrangler/Cherokee (using 5x5 1/2 wheel bolt pattern—requires modified brakes) ^{2,4}	'84+	30 Spline	38109

NOTES:

- Tire sizes over 33" are not recommended on vehicles with 5x4.5 bolt pattern.
- 1 Requires reusing of stock bearings and seals. Optional disk bearing kit PN 38072 or drum bearing kit PN 38073.
- 2 Increases track width by 3/4" per side.
- 3 Full cast rotors must be purchased and the rotor pilot hole must be machined to 3.575 ±.015 before installation (Full cast rotor ITT PN 65225, Wagner PN BD125039, Raybestos PN 7142).
- 4 Requires a modified '82-86 CJ7 front rotor.
- 5 Warning: loss of ABS braking.

FRONT AXLES

	Year	PN	Length	Splines	U-Joint
INNER AXLE SHAFTS					
Jeep CJ (Left)	'72-81	38789	27.01	27	297X
Jeep CJ (Right)	'72-81	38803	14.14	27	297X
Jeep CJ7 (Left)	'82-86	38804	28.69	27	297X
Jeep CJ7 (Right)	'82-86	38805	15.82	27	297X
Jeep Wagoneer (Left)	'74-79	39339	33.19	30	297X
Jeep Wagoneer (Right)	'74-79	38808	14.69	30	297X
Jeep Wagoneer (Left)	'80-84	39461	32.12	30	297X
Jeep Wagoneer (Right)	'80-84	39459	15.8	30	297X
Jeep Wrangler (Left)	'87+	38821	16.63	27	297X
Jeep Wrangler (Right)	'87+	38875	32.25	27	297X

NOTES:

- * Not for closed knuckle applications
- * Axle shafts are measured from the center of the U-joint to the end of the axle splines.
- 2 Use only with Warn's Front Hub Conversion
- 3 Must be used with Warn spindles or the stock spindles must be bored to 1.350"

OUTER AXLE SHAFTS

Jeep CJ/Scout II	'72-86	39105	8.72	27	297X
Jeep CJ/Scout II ³	'72-86	38248	8.72	30	297X
Jeep Wagoneer (Disk Brake)	'74-83	38815	9.94	19	297X
Jeep Wagoneer (Drum Brake)	'74-76	38816	9.72	19	297X
Jeep Wrangler ²	'87-94	38098	8.31	27	260X
Jeep Wrangler ²	'95+	37774	8.31	27	297X

DISK BRAKE BRACKETS (For Warn Full Floating Axle Kits only)

	AXLE	PN
Jeep CJ Dana 44 (Set) ²	Dana 44	37738
Jeep CJ AMC 20 (Set) ²	AMC 20	37739
Jeep '86 CJ7 Dana 44 (Set) ²	Dana 44	37763
Jeep '84-89 Wrangler/Cherokee (Set) (using 5 on 4 1/2 wheel) ¹	Dana 35	38244
Jeep '84-89 Wrangler/Cherokee (Set) (using 5 on 5 1/2 wheel) ²	Dana 35	38360
Jeep '87-89 Cherokee (Set) (using 5 on 4 1/2 wheel) ¹	Dana 44	38244
Jeep '90+ Wrangler/Cherokee (Set) (using 5 on 4 1/2 wheel) ¹	Dana 35C	38243
Jeep '90+ Wrangler/Cherokee (Set) (using 5 on 5 1/2 wheel) ²	Dana 35C	38358
Jeep '98+ TJ Wrangler Dana 44 (Set) (using 5 on 4 1/2 wheel) ¹	Dana 44	38259
Jeep '98+ TJ Wrangler Dana 44 (Set) (using 5 on 5 1/2 wheel) ²	Dana 44	37998

NOTES:

- * Warn disk brake brackets will only work with Warn floating axle kits.
- * Warn disk brake brackets are designed to work with GM metric or Cadillac calipers.
- * This is not a conversion kit, and will require extra parts (rotor and calipers) and a good knowledge of brake systems.
- 1 Uses a modified composite '90+ Wrangler front rotor
- 2 Uses a modified '82-86 Jeep CJ-7 front rotor (for rear disc rotor is not modified)



4WD HUBS

	Year	Cautionary Footnotes	Spline Count	Standard Manual PN	Premium Manual PN	Spindle Nut Kit Std/Prem	Hub Service Kit Std	Prem
Sportage, Retona	'95-01		26	60247				
Sportage, Retona	'95-01		26			Automatic Locking Hubs	61918	

WINCH MOUNTING SYSTEMS

'94-98 DISCOVERY SERIES I

Multi-Mount Winch Frame (HS95i, HS95, XD9i, X8i, XD9, M8, M6) ^V	26370
Front Receiver	34697

LAND ROVER DEFENDER 90/110 (EXCLUDES AIR COND. MODEL)

Winch Bumper (M8274)	38701
Grille Guard Tube	38704

FOOTNOTES:

^V 6m/20' Power Lead (PN 32963) or
8m/24' Power Lead (PN 32966)
required for winching from rear.



Mazda

WINCH MOUNTING SYSTEMS

'92-94 NAVAJO

Black Combo (XD9i, X8i, XD9, M8, M6) (Non-Wrap Around) ^L.....19730
 Hardware Kit28075

Chrome Combo (XD9i, X8i, XD9, M8, M6) (Non-Wrap Around) ^W.....21824
 Hardware Kit28075

'91 NAVAJO

Black Combo (XD9i, X8i, XD9, M8, M6) (Non-Wrap Around) ^L.....19730
 Hardware Kit ^T26371

Chrome Combo (XD9i, X8i, XD9, M8, M6) (Non-Wrap Around) ^W.....21824
 Hardware Kit ^T26371

Multi-Mount Winch Frame (HS95i, HS95, XD9i, X8i, XD9, M8, M6) ^V.....26370
 Front Receiver26509

MOUNTING SYSTEM FOOTNOTES:

- L** Must be revision #FØ for 9000 winch PN 27550 or 28500.
- T** Available while supplies last.
- V** 20'/6m Power Lead (PN 32963) or 24'/8m Power Lead (PN 32966) required for winching from rear.
- W** Must be revision #JØ for 9000 winch PN 27550 or 28500.

4X FLARES

	YEAR	PN
Navajo 2 dr Front.....	'91-92.....	27803
Navajo 2 dr Rear.....	'91-92.....	27804
Navajo 2 dr Front.....	'93-94.....	29577
Navajo 2 dr Rear.....	'93-94.....	29578

4WD HUBS

	Year	Cautionary Footnotes	Spline Count	Standard Manual PN	Premium Manual PN	Spindle Nut Kit Std/Prem	Hub Service Kit Std	Hub Service Kit Prem
Pickup.....	'94-97.....	E	27	29071		27997		
Navajo.....	'90-94.....	E	27	29071		27997		
B Series, Fighter, Int'l only.....	'99-01.....		26	61572				

Cautionary Footnotes:

- E** When replacing factory automatic hubs with manual hubs, you must also purchase Spindle Nut Conversion Kit #27988 for '83-'89 vehicles; Conversion Kit #27997 for '90-'97.



WINCH MOUNTING SYSTEMS

86 1/2-'97 PICKUP 4WD

Black Combo (XD9i, X8i, XD9, M8, M6) (Non-Wrap Around) ^L	19730
Hardware Kit ^R	25629
Basic Winch Mount (No Tube) (XD9i, X8i, XD9, M8, M6) ^Z	27639
Hardware Kit ^R	25629
Pre-Runner Tube (optional) ^Q	28023

'87-'92 4WD PATHFINDER

Black Combo (XD9i, X8i, XD9, M8, M6) (Non-Wrap Around) ^L	19730
Hardware Kit.....	25629
Basic Winch Mount (No Tube) (XD9i, X8i, XD9, M8, M6) ^Z	27639
Hardware Kit.....	25629
Pre-Runner Tube (optional) ^Q	28023

- ^L Must be revision #FØ for 9000 winch PN 27550 or 28500.
- ^Q Must be used with basic winch mount.
- ^R Revision #CØ will fit '93-'97 models.
- ^Z Must be revision #CØ for 9000 winch PN 27550 or 28500.

4X FLARES

	YEAR	PN
4WD Pickup Front.....	'86-1/2-'97	26568
4WD Pickup Rear.....	'86-1/2-'97	26738

4WD HUBS

	Year	Cautionary Footnotes	Spline Count	Standard Manual PN	Premium Manual PN	Spindle Nut Kit Std/Prem	Hub Service Kit Std	Prem
Pickup.....	'84-86.5	^I	26		29087			29061
Pickup, Pathfinder.....	'86.5-89	^I	27		28739			29061
Pickup, 4 cylinder.....	'90-93	^I	27		28739			29061
Pickup (incl. Frontier), 4 cyl.....	'94-01	^I	28		29091			29061
Pickup (incl. Frontier), Pathfinder, 6 cyl.....	'90-01	^I	28		29091			29061
Xterra.....	'00	^I	28		29091			29061

- Cautionary Footnotes:
- ^I Hub Set includes Stud Kit (PN 38003)

4WD HUBS

	Year	Cautionary Footnotes	Spline Count	Standard Manual PN	Premium Manual PN	Spindle Nut Kit Std/Prem	Hub Service Kit Std	Prem
Samurai, Sierra.....	'82-01	^J	26		34581			7309
Sidekick, X-90, Vitara, Escudo.....	'89-01	^J	26	39198	34581			7309

- Footnotes:
- ^J Not for front axle disconnect systems



Toyota

WINCH MOUNTING SYSTEMS

2000 TUNDRA 2WD & 4WD

FOOTNOTES:

- F** Must be revision #EØ for '92-95 4-Runner.
- G** For Tacoma, 29397 must be revision #DØ (or later).
- J** Must be revision #BØ for 9000 winch PN 27550 or 28500.
- L** Must be revision #FØ for 9000 winch PN 27550 or 28500.
- Q** Must be used with basic winch mount.
- V** 6m/20' Power Lead (PN 32963) or 8m/24' Power Lead (PN 32966) required for winching from rear.
- W** Must be revision #JØ for 9000 winch PN 27550 or 28500.
- X** Must be revision #CØ for 9000 winch PN 27550 or 28500.
- Z** Must be revision #CØ for 9000 winch PN 27550 or 28500.

(*) Cannot be used with winch carrier when winch is mounted

Trans4mer Grille Guard, Black	60097
Light Bar, Black (*)	29395
Brush Guards, Black (Two-Bar Wrap Around)	39900
Receiver, Black only (use with Trans4mer only)	29397
Trans4mer Grille Guard, Chrome	60098
Light Bar, Chrome (*)	29396
Brush Guards, Chrome (Two-Bar Wrap Around)	39901
Winch Carrier, Argent only (HS95i, HS95, XD9i, X8i, XD9, M8, M6)	29394
Multi-Mount Winch Frame (HS95i, HS95, XD9i, X8i, XD9, M8, M6)	26370
Front Receiver	60760

'98-00 TACOMA 4WD PICKUP, '98-00 PRERUNNER

Trans4mer Grille Guard, Black	37172
Light Bar, Black (*)	29395
Brush Guards, Black (Non-Wrap Around)	37195
Receiver, Black only (use with Trans4mer only) ^G	29397
Trans4mer Grille Guard, Chrome	37173
Light Bar, Chrome (*)	29396
Brush Guards, Chrome (Non-Wrap Around)	37196
Winch Carrier, Argent only (HS95i, HS95, XD9i, X8i, XD9, M8, M6)	29394

Multi-Mount Winch Frame (HS95i, HS95, XD9i, X8i, XD9, M8, M6) ^V	26370
Front Receiver	33025

'95-97 TACOMA 4WD PICKUP

Trans4mer Grille Guard, Black	32522
Light Bar, Black (*)	29395
Brush Guards, Black (Non-Wrap Around)	32525
Receiver, Black only (use with Trans4mer only) ^G	29397
Trans4mer Grille Guard, Chrome	32523
Light Bar, Chrome (*)	29396
Brush Guards, Chrome (Non-Wrap Around)	32526
Winch Carrier, Argent only (HS95i, HS95, XD9i, X8i, XD9, M8, M6)	29394

Multi-Mount Winch Frame (HS95i, HS95, XD9i, X8i, XD9, M8, M6) ^V	26370
Front Receiver	33025 rev.BØ

'93-98 T-100 4WD PICKUP

Trans4mer Grille Guard, Black	29400
Light Bar, Black (*)	29395
Brush Guards, Black (Non-Wrap Around)	29167
Receiver, Black only (use with Trans4mer only)	29397
Winch Carrier, Argent only (HS95i, HS95, XD9i, X8i, XD9, M8, M6)	29394

HILUX, INTERNATIONAL VERSION, LATE MODEL, IFS SUSPENSION

Trans4mer Grille Guard, Black	39299
Light Bar, Black (*)	29169
Brush Guards, Black (Non-Wrap Around)	29167
Receiver, Black only (use with Trans4mer only)	29166
Winch Carrier, Argent only (XD9i, X8i, XD9, M8, M6)	29165
Winch Carrier, Argent only (HS95i, HS95)	39781
Basic Mount Packaged Complete with XD9000i Winch	39978

'96-98 4-RUNNER

Trans4mer Grille Guard, Black	34702
Light Bar, Black (*)	29395
Brush Guards, Black (Non-Wrap Around)	32525
Receiver, Black only (use with Trans4mer only)	29397

96-98 4-RUNNER (CONTINUED)

Trans4mer Grille Guard, Chrome	34703
Light Bar, Chrome (*)	29396
Brush Guards, Chrome (Non-Wrap Around)	32526
Winch Carrier, Argent only (HS95i, HS95, XD9i, X8i, XD9, M8, M6)	29394

Multi-Mount Winch Frame (HS95i, HS95, XD9i, X8i, XD9, M8, M6) ^V	26370
Front Receiver	33025 rev.BØ

'92-95 4WD PICKUP, HILUX (EXCLUDES TACOMA)

Black Combo (XD9i, X8i, XD9, M8, M6) (Non-Wrap Around) ^L	19730
Hardware Kit	28069

Chrome Combo (XD9i, X8i, XD9, M8, M6) (Non-Wrap Around) ^W	21824
Hardware Kit	28069

Basic Winch Mount (No Tube) (HS95i, HS95, XD9i, X8i, XD9, M8, M6) ^Z	27639
Hardware Kit	28069
Pre-Runner Tube (optional) ^Q	28023

Multi-Mount Winch Frame (HS95i, HS95, XD9i, X8i, XD9, M8, M6) ^V	26370
Front Receiver	25873

'95-97 LANDCRUISER FJ80

Trans4mer Grille Guard, Black	33629
Light Bar, Black (*)	29169
Brush Guards, Black (Non-Wrap Around)	34141
Receiver, Black (use with Trans4mer only)	29166
Winch Carrier, Argent only (XD9i, X8i, XD9, M8, M6) ^J	29165
Winch Carrier, Argent only (HS95i, HS95)	39781
Winch Carrier, Argent only (M8274)	30040

'90-94 LANDCRUISER FJ80

Black Combo (XD9i, X8i, XD9, M8, M6) ^X	26990
--	-------

'90-95 4-RUNNER; '89-91 4WD PICKUP, HILUX

Black Combo (XD9i, X8i, XD9, M8, M6) (Non-Wrap Around) ^L	19730
Hardware Kit ^F	24994

Chrome Combo (XD9i, X8i, XD9, M8, M6) (Non-Wrap Around) ^W	21824
Hardware Kit ^F	24994

Basic Winch Mount (No Tube) (XD9i, X8i, XD9, M8, M6) ^Z	27639
Hardware Kit ^F	24994
Pre-Runner Tube (optional) ^Q	28023

Multi-Mount Winch Frame (HS95i, HS95, XD9i, X8i, XD9, M8, M6) ^V	26370
Front Receiver	25873



WINCH MOUNTING SYSTEMS

90-94 LANDCRUISER FJ80

Black Combo (XD9i, X8i, XD9, M8, M6) **X**26990

'90-95 4-RUNNER; '89-91 4WD PICKUP, HILUX

Black Combo (XD9i, X8i, XD9, M8, M6) (Non-Wrap Around) **L**19730
Hardware Kit **F**24994

Chrome Combo (XD9i, X8i, XD9, M8, M6) (Non-Wrap Around) **W**21824
Hardware Kit **F**24994

Basic Winch Mount (No Tube) (XD9i, X8i, XD9, M8, M6) **Z**27639
Hardware Kit **F**24994
Pre-Runner Tube (optional) **Q**28023

Multi-Mount Winch Frame (HS95i, HS95, XD9i, X8i, XD9, M8, M6) **V**26370
Front Receiver25873

'86-89 4 RUNNER; '86-88 4WD PICKUP, HILUX

Black Combo (XD9i, X8i, XD9, M8, M6) (Non-Wrap Around) **L**19730
Hardware Kit21077

Chrome Combo (XD9i, X8i, XD9, M8, M6) (Non-Wrap Around) **W**21824
Hardware Kit21077

Basic Winch Mount (No Tube) (XD9i, X8i, XD9, M8, M6) **Z**27639
Hardware Kit21077
Pre-Runner Tube (optional) **Q**28023

Multi-Mount Winch Frame (HS95i, HS95, XD9i, X8i, XD9, M8, M6) **V**26370
Frame Front Receiver25873

FOOTNOTES:

- F** Must be revision #EØ for '92-95 4-Runner.
- L** Must be revision #FØ for 9000 winch PN 27550 or 28500.
- Q** Must be used with basic winch mount.
- V** 6m/20' Power Lead (PN 32963) or 8m/24' Power Lead (PN 32966) required for winching from rear.
- W** Must be revision #JØ for 9000 winch PN 27550 or 28500.
- X** Must be revision #CØ for 9000 winch PN 27550 or 28500.
- Z** Must be revision #CØ for 9000 winch PN 27550 or 28500.

4X BOARDS

	YEAR	MOUNTING KIT WITHOUT 4X FLARES	MOUNTING KIT WITH 4X FLARES	EXTRUSION KIT PART NO.	EXTRUSION KIT LENGTH
TACOMA (4WD)					
Cab length (standard)	'95-00	34732	34732	34734	34.13"/0.87m
Cab length (extended)	'95-00	34732	34732	34740	52.5"/1.33m
Standard cab/Short box	'95-00	34733	34733	34740	52.5"/1.33m
Extended cab/Short box	'95-00	34733	34733	34741	69.8"/1.77m

4X STEPS

	YEAR	PN
Pickup (4WD)	'92-95	37158
Tacoma (4WD)	'95-00	37159
Tundra (4WD) Front	'99-00	60520
Tundra (4WD) Rear	'99-00	60530
Wing Nut Kit (includes eight pieces)		37260

4X FLARES

	YEAR	PN	YEAR	PN	
4WD Pickup Front	'84-88	29872	Tacoma Front	'95-00	32950
4WD Pickup Rear	'84-88	29873	Tacoma Rear	'95-00	32951
4WD Pickup Front	'89-94	26563	Dual Cab Hilux Front	'89-95	26563
4WD Pickup Rear	'89-94	26737	Dual Cab Hilux Rear	'89-95	30199
4WD Pickup Front	'84-88	29872	Dual Cab Hilux Front	'98-00	39030
4WD Pickup Rear	'84-88	29873	Dual Cab Hilux Rear	'98-00	39015
4WD Pickup Front	'89-94	26563	J80 Landcruiser C,R	'95-97	33535
4WD Pickup Rear	'89-94	26737	Prado C,R	'97-00	37600

FOOTNOTES:

- C** Requires drilling door panel.
- R** Set of four.



Toyota

4WD HUBS

Cautionary Footnotes:

- C When replacing factory automatic hubs with manual hubs, you must also purchase Spindle Nut Conversion Kit #29918 (except for ADD).

	Year	Cautionary Footnotes	Spline Count	Standard Manual PN	Premium Manual PN	Spindle Nut Kit Std/Prem	Hub Service Kit Std	Prem
Pickup, Hilux, 4-Runner, with ADD	'86-95	C	26		28761	29918		7309
Landcruiser	'63-75		6		28781			7309
Landcruiser	'76-87	C	30		28771	29918		7309
Pickup, Hilux, 4-Runner	'76-85	C	30		28771	29918		7309
T100	'93-99	C	26		28761	29918		7309
T100, W/ADD	'93-99		26		28761	29918		7309
Van, Previa	'86-92	C	26		28761	29918		7309
Tacoma(w/factory man.hubs)	'95-01		26		60459			7309
Hilux Int'l with Torsion bar susp.	'98-01	C			28761	29918		7309

NOTES:

- Most rear brake drums must have the center hole enlarged to fit over the wheel hub.
- Full Float Axle Kits will increase track width by 1/4" to 3/8" per side.
- Warn Full Float Axle Kits are not compatible with other aftermarket disc brake conversion kits.

FULL FLOAT REAR AXLES

HOW TO ORDER: Warn offers its full-floating rear axles with your choice of hubs or drive flanges. You will need to order two part numbers to make a complete kit: a foundation part number and the hub or drive flange number.

	Photo	Year	Axle	Differential	Required part Full Float Axle Foundation Kit	Choose one Full Float Hublock Set	Full Float Drive Flange Set
FJ40	A	'8/80 & Prior	Toyota	30 Spline	61742	39301	39345
FJ60	A	'82-91	Toyota	30 Spline	61741	39301	39345

DISK BRAKE BRACKETS (For Warn Full Floating Axle Kit)

	AXLE	PN
Toyota '63-83 FJ 40 & FJ 60 (Set) ³	Toyota	38600

NOTES:

- * Warn disk brake brackets will only work with Warn floating axle kits.
- * Warn disk brake brackets are designed to work with GM metric or Cadillac calipers.
- * This is not a conversion kit, and will require extra parts (rotor and calipers) and a good knowledge of brake systems.
- ³ Uses a modified '88-91 K1500 GM front rotor





Design, materials and specifications subject to change without notice. Warn Industries is not responsible for printing errors inadvertently made in the production of this catalog.

TREAD LIGHTLY! ON PUBLIC AND PRIVATE LAND

The Tread Lightly! program is to promote the environmentally responsible use of off-highway vehicles, and to protect America's wild lands.

Warn Industries is proud to be a founding member of Tread Lightly!, Inc. We encourage everyone who enjoys the outdoors to become a member.

To find out more on how to become a member of Tread Lightly!, write or call:

Tread Lightly!, Inc.
298 24th St., Suite 325-C
Ogden, Utah 84401
(801) 627-0077

Club and organization memberships are available. Write, or call: 1-800-966-9900.




This catalog can be recycled as scrap paper. Warn would like to encourage you to be sensitive to the environment when four-wheeling. Use your winch rather than tire-spin when stuck, and be sure to use a tree trunk protector when using a tree as an anchor.

Rainforest Challenge Video

Documentary video of the 1999 Rainforest Challenge. Features 4WD adventure expedition to some of the most inhospitable terrain on earth—the Malaysian jungle under monsoon conditions. Running time: 80 minutes.

PN 40586 NTSC format (USA)

PN 40587 PAL format (International)



PREPARED

